Product Overview

50
1968–2018

Inspired by **temperature**

High precision temperature control solutions
for research and industry

huber

The tango factory
in Offenburg

Welcome to Huber

High-precision temperature control solutions – inspired by temperature, driven by customer needs

Since 1968 we have been developing and producing high-precision temperature control systems for research and production in diverse industries and market sectors. Worldwide, our products ensure accurate control and reproducible temperatures in the range -125 to 425°C. Our product programme offers environmentally-friendly solutions with systems manufactured using natural refrigerants and recyclable materials.
Our customers all over the world report increased productivity and efficiencies as a result of the many innovations that are the basis of our technological lead.

The Unistat technology, which leads in thermodynamics and accuracy, was and remains a revolution in temperature control technology. We are proud to be recognised as a benchmark and a technology leader. We aim to continue to be your leading supplier of environmentally-friendly temperature control technology.
We do not need to be the biggest supplier, but we do want to be the best.



Daniel Huber, CEO

Content

Dynamic temperature control systems ..... 6 - 19

Petite Fleur, Grande Fleur & Tango 10
Unistat model series 400 to 1000 11
Unistat high temperature circulators 16
Unistat models "P" 18

Circulation chillers / Immersion coolers ..... 20 - 39

RotaCool 24
Minichillers 25
Unichillers 26
Flow-through chillers & Immersion coolers 36
Hotbox, heating circulators 38
Heat exchanger systems 39

Baths and circulators ..... 40 - 59

Immersion circulators 44
Bridge circulators 45
Heating bath circulators 46
Ministats, Variostat 50
Cooling bath circulators 52
Visco baths 58
Beer forced aging test bath 59

Controller functions and E-grades

	Function/Features	KISS Controller	OLÉ Controller	
Thermoregulation	Controller parameter tuning	predefined		
	Calibration program for control sensor (internal, process)	1-point		
	Monitoring (Level protection, over temperature protection[2])	✓	✓	
	Adjustable limit alarms			
	VPC (Variable Pressure Control)[3]	✓	✓	
	Venting program	✓	✓	
	Compressor automatic control	✓	✓	
	Set point limits	✓	✓	
	Programmer			
	Ramp function			
	Temperature control mode (internal, process)			
	Maximum heating / cooling power adjustable			
Display and operation	Temperature display	OLED		
	Display mode	numeric		
	Display resolution	0,1 °C		
	Graphic display of temperature curves			
	Calendar, Date, Time			
	Languages menu navigation	DE, EN		
	Temperature format	°C / °F	°C / °F	
	Display mode (screen) switch by swiping			
	Favourites menu			
	User menues (Administrator level)			
	2. set point			
Connections	Digital interface RS232	✓	✓	
	USB interface	✓	✓	
	Ethernet RJ45 interface			
	Pt100 control probe connection (external control)			
	Pt100 sensor connection (only display)	✓[4]	✓[4]	
	External control signal / ECS STANDBY[5]		✓[4]	
	Programmable volt-free contact / ALARM[5]		✓[4]	
	AIF (analog interface) 0/4-20 mA or 0-10 V[6]			
	Digital interface RS485[6]			
Various	Alarm signal optical / acoustic	✓	✓	
	AutoStart (Mains failure automatic)	✓	✓	
	Plug & Play technology			
	Technical glossary			
	Remote control / Data visualisation via Spy Software	✓	✓	
	E-grade Evaluation versions available (30 days)			
	Service data recorder (flight recorder)			
	Saving/loading of temperature control programs			
	Process data logging direct to USB stick			
	Calendar start			
	Tools for process development and optimisation			
	Process data access (system performance, ΔT, pump, etc.)			

[1] 30-days evaluation version TAC function available
[2] For units with integrated over-temperature protection
[3] For models with variable-speed pump or an external bypass

All E-grades as free test version available for 30 days

	Pilot ONE E-grade "Basic"	Pilot ONE E-grade "Exclusive"	Pilot ONE E-grade "Professional" (standard for Unistats)	Pilot ONE E-grade "Explore" (additional for Unistats)
	predefined[1]	TAC (True Adaptive Control)		
	2-point	5-point		
	✓	✓	✓	✓
	✓	✓	✓	✓
	✓	✓	✓	✓
	✓	✓	✓	✓
	✓	✓	✓	✓
	✓	✓	✓	✓
		3 programmes / max. 15 steps	10 programmes / max. 100 steps	
		linear	linear, non-linear	
		✓	✓	✓
		✓	✓	✓
	5,7" TFT Touchscreen			
	graphic, numeric			
	0,1 °C	0,1 °C / 0,01 °C		
	Window, full screen, scalable			
	✓	✓	✓	✓
	DE, EN, FR, IT, ES, PT, CZ, PL, RU, CN, JP, KO, TR			
	°C / °F / K	°C / °F / K	°C / °F / K	°C / °F / K
	✓	✓	✓	✓
	✓	✓	✓	✓
			✓	✓
			✓	✓
	✓	✓	✓	✓
	✓	✓	✓	✓
	✓	✓	✓	✓
		✓	✓	✓
	✓			
	✓	✓	✓	✓
	✓	✓	✓	✓
	✓	✓	✓	✓
	✓	✓	✓	✓
	✓	✓	✓	✓
	✓	✓	✓	✓
	✓	✓	✓	✓
	✓	✓	✓	✓
	✓	✓	✓	✓
		✓	✓	✓
		✓	✓	✓
		✓	✓	✓
				✓
				✓

[4] Optional, only available factory fitted (additional charge)
[5] Standard on Unistats, otherwise via optional Com.G@te or POKO/ECS interface
[6] Via optional Com.G@te

Petite Fleur, Grande Fleur and Tango for the research laboratory

Unistats for process technology

Unistats for industry

Dynamic temperature control

-125 °C ... +425 °C

Unistats are predestined for demanding demanding temperature control applications in all industries

Unistats embody responsive performance and fast dynamics for demanding applications

Unistat® – The Original

Unistats cannot be compared with conventional temperature control technology. Thermodynamically, there is no better solution.

The introduction of the Unistat technology in 1989 has initiated a revolution in fluid temperature control. Unistats are the ideal solution when it comes to fast and highly precise temperature control of externally connected applications. Compared to traditional circulation thermostats, Unistats impress with extremely fast temperature changes over and broad temperature ranges without liquid change.

Unistats were developed for demanding applications in the Chemical and Pharmaceutical industries such as the temperature control of reactors, autoclaves, miniplant/pilot systems, reactor blocks and calorimeters. They are now equally at home providing temperature control solutions across the industrial spectrum. You can select from over 70 models with cooling capacities from 0,48 to 130 kW. Unistats provide consistently stable process conditions at any time.

Dynamic temperature control systems

- **Responsive thermodynamics for fast control behaviour for chemical processes**
- **Extremely fast heating and cooling rate due to small internal volumes**
- **Broad working temperature ranges without liquid change and long life**
- **Process stability and reproducible results at any time for solid research work**
- **Intelligent TAC function continually monitors performance and automatically tunes the PID parameters for optimum control**
- **Wide range of models with covering different temperature ranges and cooling capacities of up to 130 kW for laboratory and production**

Unistats®

▸ Petite Fleur®, Grande Fleur® and Tango®

The entry level in the world of Unistats. The compact dimensions and excellent thermodynamics make the Petite Fleur, Grande Fleur and Tango ideal for precise temperature control of research reactors.

Down to -45 °C
Working temperature

Up to 0,7 kW
Cooling power

Up to 55 l/min
Pump capacity

Pilot ONE
Touch screen controller

Unistat tango

Petite Fleur, Grande Fleur

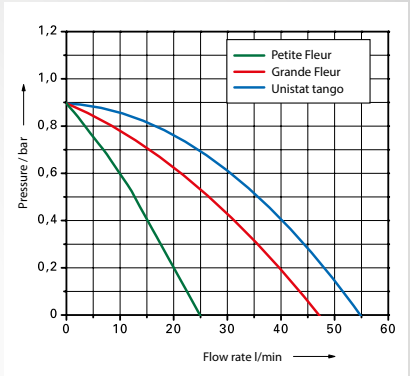

Pump curve
according to DIN 12876 with water at 20 °C

Model	Working temperature range (°C)	Pump max. VPC (l/min)	(bar)	Heating power (kW)	Cooling power (kW) at (°C) 200	20	0	-20	-30	Dimensions W x D x H (mm)	Cat.No.	G
Petite Fleur	-40...200	25	0,9	1,5	0,48	0,48	0,45	0,27	0,16	260 x 450 x 504	1030.0001.01	3
Petite Fleur w	-40...200	25	0,9	1,5	0,48	0,48	0,45	0,27	0,16	260 x 450 x 504	1030.0003.01	3
Petite Fleur-eo	-40...200	25	0,9	1,5	0,48	0,48	0,45	0,27	0,16	260 x 450 x 504	1030.0004.01	3
Grande Fleur	-40...200	47	0,9	1,5	0,60	0,60	0,60	0,35	0,20	295 x 530 x 570	1041.0001.01	3
Grande Fleur w	-40...200	47	0,9	1,5	0,60	0,60	0,60	0,35	0,20	295 x 530 x 570	1041.0007.01	3
Grande Fleur-eo	-40...200	47	0,9	1,5	0,60	0,60	0,60	0,35	0,20	295 x 530 x 570	1041.0004.01	3
Grande Fleur w-eo	-40...200	47	0,9	1,5	0,60	0,60	0,60	0,35	0,20	295 x 530 x 570	1041.0010.01	3
Unistat tango*	-45...250	55	0,9[1]	1,5/3,0	0,70	0,70	0,70	0,40	0,40	426 x 270 x 631	1000.0016.01	3
Unistat tango w	-45...250	55	0,9[1]	1,5/3,0	0,70	0,70	0,70	0,40	0,40	426 x 270 x 631	1000.0021.01	3
Unistat tango wl*	-45...250	55	0,9[1]	1,5/3,0	0,70	0,70	0,70	0,40	0,40	426 x 270 x 631	1000.0017.01	3

* Options on request: natural refrigerant

[1] integrated VPC pressure control

w = water-cooled | eo = externally open | wl = air-/water-cooled

Series 400

The Unistats of the series 400 are ideal for applications in process and chemical engineering, such as temperature control of reactors, autoclaves, mini-plant/pilot systems, reactor blocks and calorimeters.

Down to -45 °C
Working temperature

Up to 3,5 kW
Cooling power

Up to 105 l/min
Pump capacity

Pilot ONE
Touch screen controller

Unistat 425

Unistat 430w

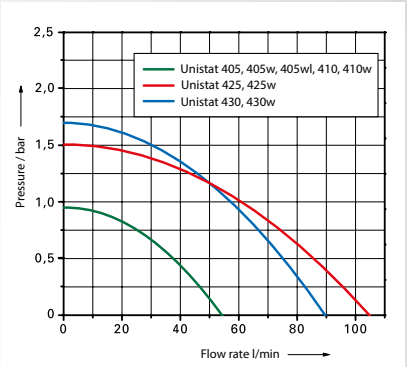

Pump curve
according to DIN 12876 with water at 20 °C

Model	Working temperature range (°C)	Pump max. VPC (l/min)	(bar)	Heating power (kW)	Cooling power (kW) at (°C) 250	100	0	-20	-40	Dimensions W x D x H (mm)	Cat.No.	G
Unistat 405	-45...250	55	0,9[1]	1,5/3,0	1,00	1,00	1,00	0,60	0,15	426 x 307 x 631	1002.0021.01	3
Unistat 405w	-45...250	55	0,9[1]	1,5/3,0	1,30	1,30	1,30	0,70	0,15	426 x 307 x 631	1002.0022.01	3
Unistat 405wl	-45...250	55	0,9[1]	3,0	0,9	0,9	0,9	0,6	0,15	426 x 327 x 631	1002.0050.01	3
Unistat 410	-45...250	55	0,9[1]	3,0	1,70	2,50	1,50	0,80	0,20	460 x 554 x 1200	1031.0010.01	3
Unistat 410w	-45...250	55	0,9[1]	1,5/3,0	1,70	2,50	1,50	0,80	0,20	425 x 360 x 636	1031.0005.01	3
Unistat 425	-40...250	105	1,5[2]	2,0	2,00	2,00	2,50	1,80	0,20	460 x 554 x 1453	1005.0057.01	35
Unistat 425w	-40...250	105	1,5[2]	2,0	2,80	2,80	2,50	1,90	0,20	460 x 554 x 1453	1005.0058.01	35
Unistat 430	-40...250	90	1,7[2]	4,0	3,50	3,50	3,50	2,20	0,30	460 x 554 x 1453	1005.0059.01	35
Unistat 430w	-40...250	90	1,7[2]	4,0	3,50	3,50	3,50	2,20	0,30	460 x 554 x 1453	1005.0060.01	35

Options on request: natural refrigerant, Flat build models [1] integrated VPC pressure control [2] VPC pressure control via optional bypass

w = water-cooled | wl = air-/water-cooled

Unistats®

Series 500

Unistats of model 500 series with cooling capacities up to 21 kW are ideally suited for temperature control applications in process and chemical engineering as well as for demanding material testing and temperature simulations in different industry sectors.

Down to -55 °C
Working temperature

Up to 21 kW
Cooling power

Up to 105 l/min
Pump capacity

Pilot ONE
Touch screen controller

Unistat 510

Unistat 520w

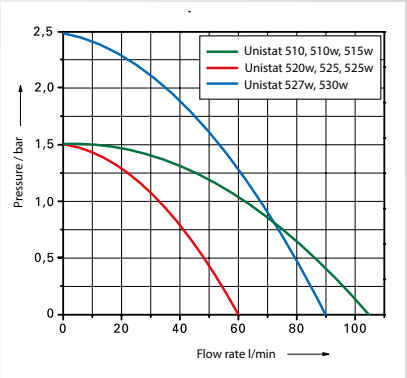

Pump curve
according to DIN 12876 with water at 20 °C

Model	Working temperature range (°C)	Pump max. VPC (l/min)	(bar)	Heating power (kW)	Cooling power (kW) at (°C) 250	100	0	-20	-40	Dimensions W x D x H (mm)	Cat.No.	G
Unistat 510	-50...250	105	1,5[2]	6,0	5,3	5,3	5,3	2,8	0,9	1100 x 755 x 1370	1005.0082.01	35
Unistat 510w	-50...250	105	1,5[2]	6,0	5,3	5,3	5,3	2,8	0,9	460 x 554 x 1453	1005.0061.01	35
Unistat 515w	-55...250	105	1,5[2]	6,0	7,0	7,0	5,3	2,8	0,9	460 x 554 x 1453	1032.0006.01	4
Unistat 520w	-55...250	60	1,5[2]	6,0	6,0	6,0	6,0	4,2	1,5	540 x 604 x 1332	1006.0020.01	4
Unistat 525	-55...250	60	1,5[2]	6,0	10,0	10,0	7,0	4,2	1,5	1290 x 736 x 1596	1033.0015.01	4
Unistat 525w	-55...250	60	1,5[2]	6,0	10,0	10,0	7,0	4,2	1,5	540 x 604 x 1332	1033.0008.01	4
Unistat 527w	-55...250	90	2,5[2]	6,0	7,0	12,0	12,0	6,0	2,0	540 x 704 x 1491	1034.0014.01	4
Unistat 530w	-55...250	90	2,5[2]	12,0	7,0	21,0	16,0	9,0	3,0	540 x 704 x 1491	1034.0015.01	4

Options on request: natural refrigerant, Flat build models [1] integrated VPC pressure control [2] VPC pressure control via optional bypass

w = water-cooled

Series 600

The Unistats of 600 series are our most powerful devices and offer very high cooling capacities of up to 130 kW. These devices are the first choice for applications with high cooling requirements for temperatures down to -60 °C.

Down to -60 °C
Working temperature

Up to 130 kW
Cooling power

Up to 130 l/min
Pump capacity

Pilot ONE
Touch screen controller

Unistat 610w

Unistat 630w

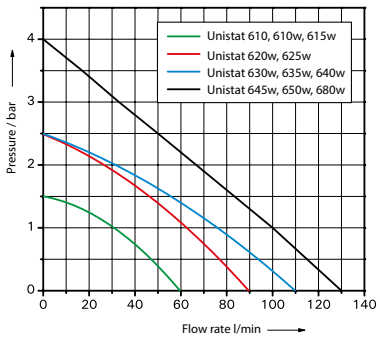

Pump curve
according to DIN 12876 with water at 20 °C

Model	Working temperature range (°C)	Pump max. VPC (l/min)	(bar)	Heating power (kW)	Cooling power (kW) at (°C) 200	0	-20	-40	-60	Dimensions W x D x H (mm)	Cat.No.	G
Unistat 610	-60...200	60	1,5[2]	6,0	7,0	7,0	6,4	3,3	0,8	1290 x 735 x 1600	1007.0040.01	4
Unistat 610w	-60...200	60	1,5[2]	6,0	7,0	7,0	6,4	3,3	0,8	630 x 704 x 1520	1007.0031.01	4
Unistat 615w	-60...200	60	1,5[2]	12,0	9,5	9,5	8,0	4,8	1,2	630 x 704 x 1520	1007.0032.01	4
Unistat 620w	-60...200	90	2,5[2]	12,0	12,0	12,0	12,0	6,5	1,8	730 x 804 x 1520	1008.0040.01	4
Unistat 625w	-60...200	90	2,5[2]	12,0	16,0	16,0	15,0	7,4	2,2	730 x 804 x 1520	1008.0041.01	4
Unistat 630w	-60...200	110	2,5[2]	24,0	22,0	21,0	20,0	14,0	5,0	950 x 1005 x 1650	1009.0021.01	5
Unistat 635w	-60...200	110	2,5[2]	24,0	27,0	27,0	25,0	18,0	6,0	950 x 1005 x 1650	1009.0022.01	5
Unistat 640w	-60...200	110	2,5[2]	30,0	32,0	35,0	30,0	18,0	6,0	950 x 1005 x 1650	1010.0007.01	5
Unistat 645w	-60...200	130	4,0[2]	36,0	45,0	45,0	42,0	22,0	7,0	1830 x 1200 x 1830	1011.0006.01	5
Unistat 650w	-60...200	130	4,0[2]	48,0	65,0	65,0	56,0	30,0	11,0	1830 x 1200 x 1830	1012.0005.01	5
Unistat 680w	-60...200	130	4,0[2]	96,0	130,0	130,0	80,0	60,0	20,0	4500 x 2000 x 2000	1013.0003.01	5

Options on request: natural refrigerant, Flat build models, additional heating capacity, air cooled units

[2] VPC pressure control via optional bypass

w = water-cooled

Unistats®

Series 700 / 800

Unistats of the 700 and 800 series are characterised by low-end working temperatures down to -85 °C with compact dimensions. These devices are suited mainly for temperature applications with moderate cooling capacity requirements.

Down to -85 °C
Working temperature

Up to 2,4 kW
Cooling power

Up to 55 l/min
Pump capacity

Pilot ONE
Touch screen controller

Unistat 825

Unistat 705w

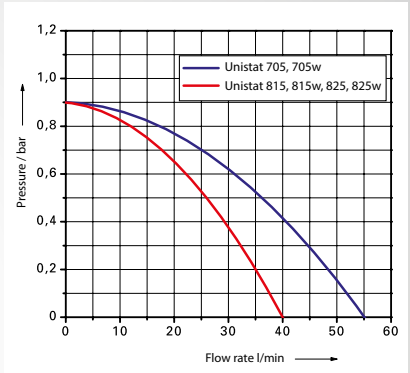

Pump curve
according to DIN 12876 with water at 20 °C

Model	Working temperature range (°C)	Pump max. VPC (l/min)	(bar)	Heating power (kW)	Cooling power (kW) at (°C) 250	0	-20	-40	-80	Dimensions W x D x H (mm)	Cat.No.	G
Unistat 705	-75...250	55	0,9[1]	1,5 / 3,0	0,6	0,65	0,6	0,6	-	425 x 400 x 720	1001.0041.01	3
Unistat 705w	-75...250	55	0,9[1]	1,5 / 3,0	0,6	0,65	0,6	0,6	-	425 x 400 x 720	1001.0042.01	3
Unistat 815	-85...250	40	0,9[1]	2,0	1,3	1,5	1,5	1,4	0,2	460 x 604 x 1465	1014.0049.01	35
Unistat 815w	-85...250	40	0,9[1]	2,0	1,5	1,5	1,5	1,4	0,2	460 x 604 x 1465	1014.0050.01	35
Unistat 825	-85...250	40	0,9[1]	3,0	2,3	2,2	2,0	2,0	0,3	460 x 604 x 1465	1014.0051.01	4
Unistat 825w	-85...250	40	0,9[1]	3,0	2,3	2,4	2,4	2,4	0,3	460 x 604 x 1465	1014.0052.01	4

Options on request: natural refrigerant

[1] integrated VPC pressure control

w = water-cooled

Series 900 / 1000

The Unistats of 900 and 1000 series are optimised for low temperature applications down to -120 °C. These devices are suited for temperature syntheses as well as material tests and temperature simulations with very low temperatures.

Down to -120 °C
Working temperature

Up to 36 kW
Cooling power

Up to 130 l/min
Pump capacity

Pilot ONE
Touch screen controller

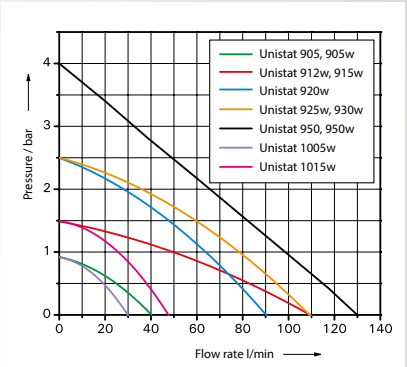

Pump curve
according to DIN 12876 with water at 20 °C

Model	Working temperature range (°C)	Pump max. VPC (l/min)	(bar)	Heating power (kW)	Cooling power (kW) at (°C) 250	100	0	-60	-80	Dimensions W x D x H (mm)	Cat.No.	G
Unistat 905	-90...250	40	0,9[1]	6,0	4,0	3,8	3,6	2,2	0,7	540 x 654 x 1500	1035.0011.01	4
Unistat 905w	-90...250	40	0,9[1]	6,0	4,5	4,5	4,5	2,5	0,7	540 x 654 x 1500	1035.0012.01	4
Unistat 912w	-90...250	110	1,5[2]	6,0	7,0	7,0	7,0	3,5	0,9	630 x 704 x 1565	1016.0027.01	4
Unistat 915w	-90...250	110	1,5[2]	6,0	11,0	11,0	11,0	4,0	1,1	630 x 704 x 1565	1036.0006.01	4
Unistat 920w	-90...200	90	2,5[2]	12,0	–	11,0	11,0	8,0	2,0	950 x 1205 x 1650	1017.0025.01	4
Unistat 925w	-90...200	110	2,5[2]	12,0	–	16,0	16,0	13,5	3,5	950 x 1205 x 1650	1017.0026.01	4
Unistat 930w	-90...200	110	2,5[2]	24,0	–	19,0	20,0	15,0	5,0	950 x 1205 x 1650	1017.0027.01	5
Unistat 950	-90...200	130	4,0[2]	36,0	–	30,0	30,0	24,0	10,0	3315 x 1485 x 3040	1018.0008.01	5
Unistat 950w	-90...200	130	4,0[2]	36,0	–	36,0	36,0	25,0	10,0	2630 x 1300 x 1930	1018.0009.01	5
Unistat 1005w	-120...100	30	0,9[2]	2,0	–	1,5	1,5	1,4	1,4	700 x 804 x 1520	1019.0009.01	4
Unistat 1015w	-120...100	44	1,5[2]	4,0	–	2,5	2,5	2,5	2,0	950 x 1205 x 1650	1020.0010.01	5

Options on request: natural refrigerant

[1] integrated VPC pressure control

[2] VPC pressure control via optional bypass

w = water-cooled

Unistats® high temperature

▸ Series T300 / T400

Unistats of the T300 and T400 series control temperatures in a highly precise and space-saving manner up to +425 °C. They set the standard for safety, ease of use and temperature control speed.

HT models are equipped with stepper motor controlled water cooling.

Up to +425 °C
Temperature range

Up to 48 kW
Heating power

Up to 60 l/min
Pump capacity

Pilot ONE
Touch screen controller

Unistat T340w HT

Unistat T320w HT

Unistat T305

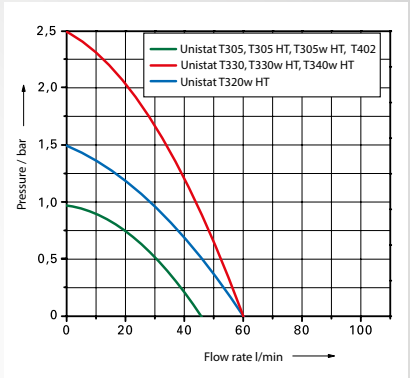

Pump curve
according to DIN 12876 with water at 20 °C

Model	Temperature range (°C)	Pump max. VPC (l/min)	(bar)	Heating power (kW)	Cooling power (kW) at (°C) 400	300	200	100	Dimensions W x D x H (mm)	Cat.No.	G
Unistat T305	65...300	45	0,9[1]	3,0/6,0	–	–	–	–	425 x 250 x 631	1003.0021.01	3
Unistat T305 HT	65...300[3]	45	0,9[1]	3,0/6,0	–	3,2	2,3	0,6	425 x 250 x 631	1003.0020.01	3
Unistat T305w HT	(15) 65...300	45	0,9[1]	3,0/6,0	–	10,0	10,0	10,0	425 x 250 x 631	1003.0017.01	3
Unistat T320w HT	(15) 65...300	60	1,5[2]	12,0	–	10,0	10,0	6,0	460 x 554 x 1330	1004.0019.01	35
Unistat T330	65...300	60	2,5[2]	24,0	–	–	–	–	460 x 554 x 1330	1004.0031.01	35
Unistat T330w HT	(15) 65...300	60	2,5[2]	24,0	–	10,0	10,0	6,0	460 x 554 x 1330	1004.0025.01	35
Unistat T340w HT	(15) 65...300	60	2,5[2]	48,0	–	10,0	10,0	6,0	600 x 704 x 1520	1024.0007.01	35
Unistat T402	80...425	45	0,9[2]	3,0/6,0	–	–	–	–	505 x 400 x 765	1038.0003.01	3

[1] Integrated VPC pressure control [2] VPC pressure control via optional bypass [3] lowest working temperature 15 K above ambient temperature

w = water-cooled | HT = controlled cooling

Series TR400

Unistats of the TR400 series impress with a compact and space-saving round design. Thanks to the minimised internal volume short heat-up times can be realised. A direct contact of the hot thermal fluid with the atmosphere is avoided protecting the thermal fluid. These devices are ideally suited for high-temperature applications such as double-walled reaction vessels, pilot plants and for high-temperature distillation.

HT models are equipped with controlled cooling with stepper motor controled water cooling.

Up to +425 °C
Temperature range

Up to 10 kW
Cooling power

Up to 31 l/min
Pump capacity

Pilot ONE
Touch screen controller

Unistat TR401

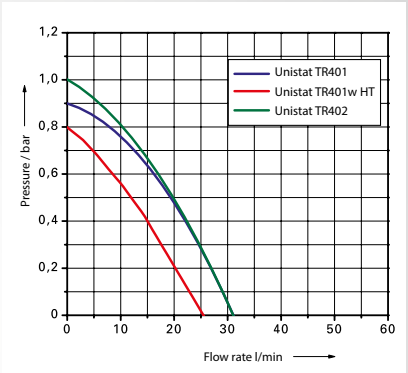

Pump curve
according to DIN 12876 with water at 20 °C

Model	Temperature range (°C)	Pump max. VPC (l/min)	(bar)	Heating power (kW)	Colling power (kW) at (°C) 400	300	200	100	Dimensions W x D x H (mm)	Cat.No.	G
Unistat TR401	50...400	31	0,9[1]	3,0/9,0	–	–	–	–	288 x 379 x 890	1028.0007.01	3
Unistat TR401w HT	(15) 50...400	26	0,8[1]	3,0/9,0	10,0	10,0	10,0	10,0	288 x 379 x 890	1028.0018.01	3
Unistat TR402	80...425	31	1,0[1]	3,0/9,0	–	–	–	–	288 x 332 x 870	1028.0006.01	3

[1] Integrated VPC pressure control

w = water-cooled | HT = controlled cooling

Unistats® "P"

for applications with high pressure loss

The Unistat "P" models are suited for applications with narrow cross-sections and high pressure loss due to construction restrictions. The devices are equipped with circulation pumps and high delivery pressure. Typical applications are found in the flow-through chemistry and semicon industry.

Down to -90 °C
Working temperature

Up to 25 kW
Cooling power

Up to 90 l/min
Pump capacity

Pilot ONE
Touch screen controller

Unistat P505w

Unistat P810w

Unistat P404

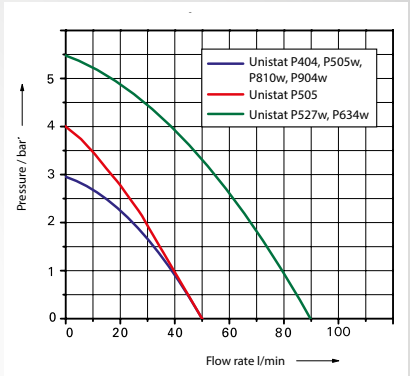

Pump curve
according to DIN 12876 with water at 20 °C

Model	Working temperature range (°C)	Pump max. VPC (l/min)	(bar)	Heating power (kW)	Cooling power (kW) at (°C)* 250	0	-20	-40	-80	Dimensions W x D x H (mm)	Cat.No.	G
Unistat P404	-45...250	50	3,0	3,5	1,0	1,0	0,05	0,05	–	460 x 604 x 1064	1043.0004.01	35
Unistat P505	-55...250	50	4,0	6,0	–	5,3	2,8	0,9	–	1200 x 805 x 1493	1044.0004.01	4
Unistat P505w	-55...250	50	4,0	6,0	–	5,3	2,8	0,9	–	460 x 554 x 1453	1044.0001.01	4
Unistat P527w	-55...250	90	5,5	12,0	7,0	12,0	6,0	2,0	–	540 x 704 x 1491	1045.0001.01	4
Unistat P530w	-55...250	90	2,5	12,0	–	16,0	–	3,0	–	540 x 704 x 1491	1045.0004.01	4
Unistat P634w	-60...200	90	5,5	24,0	–	25,0	–	16,0	–	950 x 1005 x 1650	1046.0001.01	5
Unistat P810w	-85...250	50	3,0	3,4	–	1,5	–	1,3	0,3	460 x 604 x 1465	1047.0001.01	4
Unistat P904w	-90...250	50	3,0	6,0	–	4,1	–	3,7	0,3	540 x 654 x 1650	1048.0001.01	4
Unistat P905	-90...250	40	0,9	6,0	–	3,6	–	3,5	0,7	540 x 654 x 1499	1054.0001.01	4

* Cooling power data quoted at maximum pump capacity according to DIN 12876

w = water-cooled

Unichillers & Minichillers: Cooling solutions for the laboratory and as fresh water replacement

Environmentally friendly and economical cooling in the laboratory and industry

HTS heat exchanger for precise temperature control of external applications

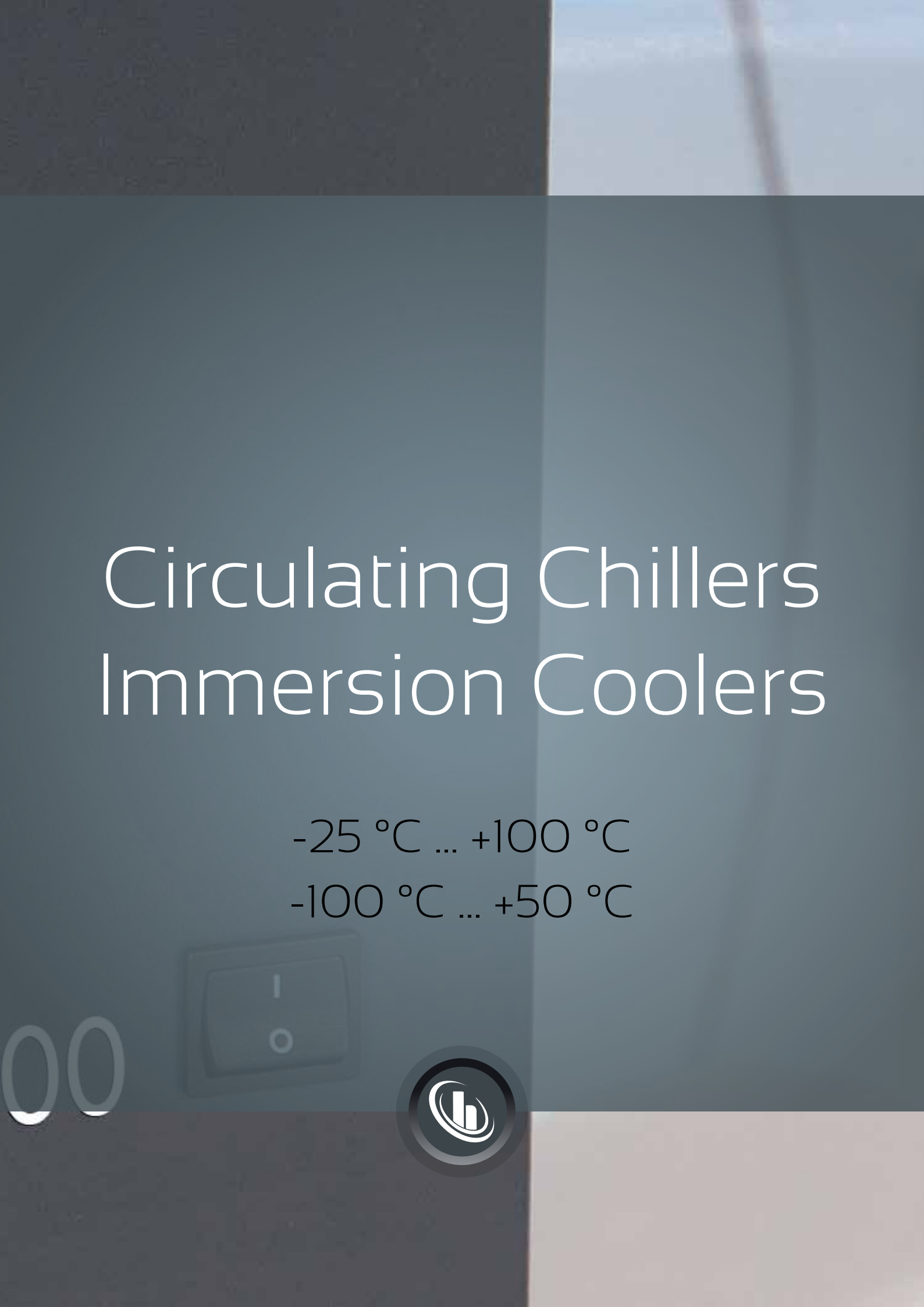

Circulating Chillers
Immersion Coolers

-25 °C ... +100 °C
-100 °C ... +50 °C

Minichillers and Unichillers are the solution for environmentally-friendly and economical cooling in the laboratory and industry

Minichillers and Unichillers are reliable and efficient

Minichillers® and Unichillers®

Huber circulation chillers have modern features, are robust and service-friendly. Perfect to dissipate process heat and to cool laboratory equipment.

Huber circulation chillers are available as air and water-cooled versions and are suited for applications in laboratory and industry with cooling capacities of 0.3 to 50 kW. These chillers offer high efficiencies, stable pressure and flow rates and a constant cooling water temperature.

The use of circulation chillers reduces the water consumption for many applications, thus protecting the environment and reducing operating costs. Huber circulation chillers are therefore a resource-saving solution, with short ROI.

Circulating Chillers
Immersion Coolers

- **Circulation and immersion coolers for working temperatures down to -100 °C**
- **Modern energy management reduces operating costs and consumption**
- **With cooling capacities up to 50 kW suitable for laboratory and industry**
- **Reliably continuous operation at environmental temperatures up to +40 °C**
- **Powerful circulation pumps with flow rates up to 220 l/min**
- **Easy operation with large touch screen or OLED display**

RotaCool®

Circulating Chiller for rotary evaporator

RotaCool is a space-saving circulation chiller in L-design specifically for rotary evaporators. The additional space requirement on the laboratory bench is nil! If the rotary evaporator is attached, the RotaCool becomes almost invisible. Cooling capacity and circulation are adapted especially to meet the requirements of common rotary evaporators.

- **Down to -10 °C**
  Working temperature
- **Up to 0,42 kW**
  Cooling power
- **Up to 14 l/min**
  Pump capacity
- **MPC controller**
  LED display

Accessories	Cat.No.	G
Additional extension plate (112 mm)	10270	1
Vacuum pump mounting	10275	1

Model	Working temperature range (°C)	Pump Data max. pressure (l/min)	(bar)	max. suction (l/min)	(bar)	Cooling power (kW) at (°C) 15	0	-10	Dimensions W x D x H (mm)	Cat.No.	G
RotaCool	-10...40	14	0,25	10,5	0,17	0,42	0,35	0,22	225 x 360 x 380	3033.0007.99	3

Minichillers®

▸ with OLÉ controller, air- and water-cooled models

Minichillers are a cost-effective and environmentally-friendly cooling solution for many laboratory applications and routine tasks in research and industry. Due to the low purchase price, the investment pays off after just a few months. The OLÉ controller combines modern technology and easy operation with practice-orientated features including USB, RS232 and OLED display.

Down to -25 °C
Working temperature

Up to 0,9 kW
Cooling power

Up to 24 l/min
Pump capacity

OLÉ controller
OLED display

Minichiller 600 OLÉ

Minichiller 280 OLÉ

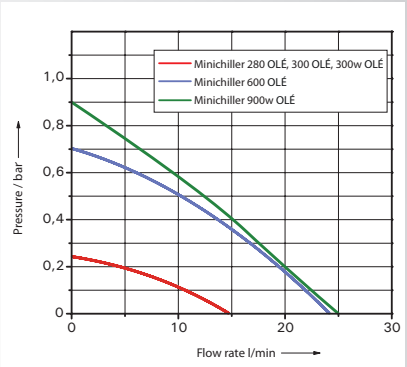

Pump curve
according to DIN 12876 with water at 20 °C

Model	Working temperature range (°C)	Pump Data max. pressure (l/min)	(bar)	max. suction (l/min)	(bar)	Cooling power (kW) at (°C) 15	0	-10	-20	Dimensions W x D x H (mm)	Cat.No.	G
Minichiller 280 OLÉ	-5...40	14	0,25	10,5	0,17	0,28	0,2	–	–	225 x 360 x 380	3006.0105.98	2
Minichiller 300 OLÉ	-20...40 (80)**	14	0,25	10,5	0,17	0,3	0,2	0,14	0,07	225 x 360 x 380	3006.0089.98	2
Minichiller 300w OLÉ	-20...40 (80)**	14	0,25	10,5	0,17	0,3	0,2	0,14	0,07	225 x 360 x 380	3006.0090.98	2
Minichiller 600 OLÉ	-20...40	24	0,7	18,0	0,4	0,6	0,5	0,35	0,15	280 x 490 x 424	3006.0098.98	2
Minichiller 600w OLÉ	-20...40	24	0,7	18,0	0,4	0,6	0,5	0,35	0,15	280 x 490 x 424	3006.0126.98	2
Minichiller 900w OLÉ	-25...40	24	0,9	–	–	0,9	0,7	0,4	0,2	280 x 490 x 414	3006.0121.98	2

** Permissible return temperature +80 °C All models use natural refrigerant as standard Options on request: heater

w = water-cooled

Unichillers®

▸ with OLÉ controller, air- and water-cooled models

Unichillers with OLÉ controller offer better efficiencies than cooling water as well as stable pressure and flow rates and a constant operating temperature. They are suitable for a wide range of applications such as removing heat from chemical processes or cooling scientific equipment.

Down to -20 °C
Working temperature

Up to 2,5 kW
Cooling power

Up to 29 l/min
Pump capacity

OLÉ controller
OLED display

Unichiller 007 OLÉ

Unichiller 022w OLÉ

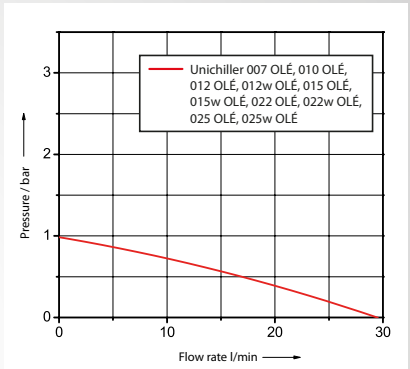

Pump curve
according to DIN 12876 with water at 20 °C

Model	Working temperature range (°C)	Pump max. (l/min)	max. pressure (bar)	Cooling power (kW) at (°C) 15	0	-10	Dimensions W x D x H (mm)	Cat.No.	G
Unichiller 007 OLÉ	-20...40	29	1,0	0,7	0,55	0,4	350 x 496 x 622	3012.0120.98	3
Unichiller 010 OLÉ	-20...40	29	1,0	1,0	0,8	0,5	350 x 496 x 622	3012.0124.98	3
Unichiller 012 OLÉ	-20...40	29	1,0	1,2	1,0	0,7	420 x 487 x 579	3009.0090.98	3
Unichiller 012w OLÉ	-20...40	29	1,0	1,2	1,0	0,7	350 x 496 x 622	3012.0133.98	3
Unichiller 015 OLÉ	-20...40	29	1,0	1,5	1,0	0,7	420 x 487 x 579	3009.0094.98	3
Unichiller 015w OLÉ	-20...40	29	1,0	1,5	1,0	0,7	350 x 496 x 622	3012.0137.98	3
Unichiller 022 OLÉ	-10...40	29	1,0	2,2	1,6	1,0	460 x 590 x 743	3010.0050.98	3
Unichiller 022w OLÉ	-10...40	29	1,0	2,2	1,6	1,0	420 x 487 x 579	3009.0098.98	3
Unichiller 025 OLÉ	-10...40	29	1,0	2,5	2,0	1,2	460 x 590 x 743	3010.0054.98	3
Unichiller 025w OLÉ	-10...40	29	1,0	2,5	2,0	1,2	420 x 487 x 579	3009.0102.98	3

Options on request: heating, natural refrigerant, externally open applications

w = water-cooled

with Pilot ONE® controller, air- and water-cooled models

Unichillers with Pilot ONE controller are suited for demanding cooling applications. The devices have extensive technical features with numerous functions.

Down to -20 °C
Working temperature

Up to 2,5 kW
Cooling power

Up to 29 l/min
Pump capacity

Pilot ONE
Touch screen controller

Unichiller 012w

Unichiller 015-H

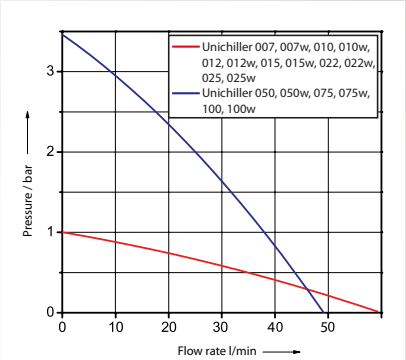

Pump curve
according to DIN 12876 with water at 20 °C

Model	Working temperature range (°C)	Pump max. (l/min)	max. pressure (bar)	Cooling power (kW) at (°C) 15	0	-10	Dimensions W x D x H (mm)	Cat.No.	G
Unichiller 007	-20...40	29	1,0	0,7	0,55	0,4	350 x 496 x 622	3012.0189.01	3
Unichiller 007w	-20...40	29	1,0	0,7	0,55	0,4	350 x 496 x 622	3012.0215.01	3
Unichiller 010	-20...40	29	1,0	1,0	0,8	0,5	350 x 496 x 622	3012.0191.01	3
Unichiller 010w	-20...40	29	1,0	1,0	0,8	0,5	350 x 496 x 622	3012.0219.01	3
Unichiller 012	-20...40	29	1,0	1,2	1,0	0,7	420 x 487 x 579	3009.0145.01	3
Unichiller 012w	-20...40	29	1,0	1,2	1,0	0,7	350 x 496 x 622	3012.0193.01	3
Unichiller 015	-20...40	29	1,0	1,5	1,0	0,7	420 x 487 x 579	3009.0147.01	3
Unichiller 015w	-20...40	29	1,0	1,5	1,0	0,7	350 x 496 x 622	3012.0195.01	3
Unichiller 022	-10...40	29	1,0	2,2	1,6	1,0	460 x 590 x 743	3010.0081.01	3
Unichiller 022w	-10...40	29	1,0	2,2	1,6	1,0	420 x 487 x 579	3009.0149.01	3
Unichiller 025	-10...40	29	1,0	2,5	2,0	1,2	460 x 590 x 743	3010.0083.01	3
Unichiller 025w	-10...40	29	1,0	2,5	2,0	1,2	420 x 487 x 579	3009.0151.01	3

Options on request: heating, natural refrigerant, externally open applications

w = water-cooled

Unichillers® "P"

with OLÉ controller and high pressure pumps

Unichiller "P" are equipped with high pressure pumps and are suited for applications with high pressure drops. The devices with OLÉ controller are a basic equipment with easy operation.

Down to -20 °C
Working temperature

Up to 2,5 kW
Cooling power

Up to 25 l/min
Pump capacity

OLÉ controller
OLED display

Unichiller P007 OLÉ

Unichiller P025w OLÉ

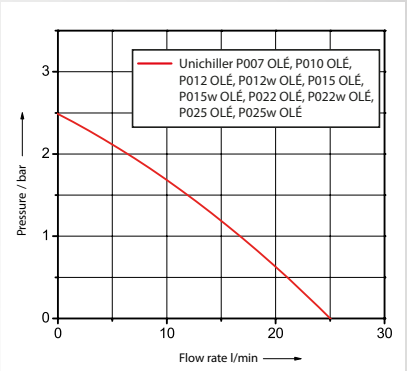

Pump curve
according to DIN 12876 with water at 20 °C

Model	Working temperature range (°C)	Pump max. (l/min)	max. pressure (bar)	Cooling power (kW) at (°C) 15	0	-10	Dimensions W x D x H (mm)	Cat.No.	G
Unichiller P007 OLÉ	-20...40	25	2,5	0,7	0,55	0,4	350 x 496 x 622	3012.0161.98	3
Unichiller P010 OLÉ	-20...40	25	2,5	1,0	0,8	0,5	350 x 496 x 622	3012.0163.98	3
Unichiller P012 OLÉ	-20...40	25	2,5	1,2	1,0	0,7	420 x 487 x 579	3009.0115.98	3
Unichiller P012w OLÉ	-20...40	25	2,5	1,2	1,0	0,7	350 x 496 x 622	3012.0165.98	3
Unichiller P015 OLÉ	-20...40	25	2,5	1,5	1,0	0,7	420 x 487 x 579	3009.0117.98	3
Unichiller P015w OLÉ	-20...40	25	2,5	1,5	1,0	0,7	350 x 496 x 622	3012.0167.98	3
Unichiller P022 OLÉ	-10...40	25	2,5	2,2	1,6	1,0	460 x 590 x 743	3010.0064.98	3
Unichiller P022w OLÉ	-10...40	25	2,5	2,2	1,6	1,0	420 x 487 x 579	3009.0119.98	3
Unichiller P025 OLÉ	-10...40	25	2,5	2,5	2,0	1,2	460 x 590 x 743	3010.0066.98	3
Unichiller P025w OLÉ	-10...40	25	2,5	2,5	2,0	1,2	420 x 487 x 579	3009.0121.98	3

Options on request: heating, natural refrigerant, externally open applications

w = water-cooled

with Pilot ONE® controller and high pressure pumps

Unichiller "P" with high pressure pumps and Pilot ONE controller for demanding cooling applications. The devices have extensive technical features with numerous professional functions.

Down to -20 °C
Working temperature

Up to 2,5 kW
Cooling power

Up to 25 l/min
Pump capacity

Pilot ONE
Touch screen controller

Unichiller P012w

Unichiller P015-H

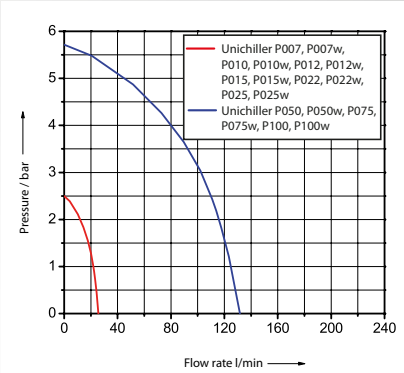

Pump curve
according to DIN 12876 with water at 20 °C

Model	Working temperature range (°C)	Pump max. (l/min)	Pump max. pressure (bar)	Cooling power (kW) at (°C) 15	0	-10	Dimensions W x D x H (mm)	Cat.No.	G
Unichiller P007	-20...40	25	2,5	0,7	0,55	0,4	350 x 496 x 622	3012.0169.01	3
Unichiller P007w	-20...40	25	2,5	0,7	0,55	0,4	350 x 496 x 622	3012.0217.01	3
Unichiller P010	-20...40	25	2,5	1,0	0,8	0,5	350 x 496 x 622	3012.0171.01	3
Unichiller P010w	-20...40	25	2,5	1,0	0,8	0,5	350 x 496 x 622	3012.0220.01	3
Unichiller P012	-20...40	25	2,5	1,2	1,0	0,7	420 x 487 x 579	3009.0123.01	3
Unichiller P012w	-20...40	25	2,5	1,2	1,0	0,7	350 x 496 x 622	3012.0173.01	3
Unichiller P015	-20...40	25	2,5	1,5	1,0	0,7	420 x 487 x 579	3009.0125.01	3
Unichiller P015w	-20...40	25	2,5	1,5	1,0	0,7	350 x 496 x 622	3012.0175.01	3
Unichiller P022	-10...40	25	2,5	2,2	1,6	1,0	460 x 590 x 743	3010.0068.01	3
Unichiller P022w	-10...40	25	2,5	2,2	1,6	1,0	420 x 487 x 579	3009.0127.01	3
Unichiller P025	-10...40	25	2,5	2,5	2,0	1,2	460 x 590 x 743	3010.0070.01	3
Unichiller P025w	-10...40	25	2,5	2,5	2,0	1,2	420 x 487 x 579	3009.0129.01	3

Options on request: heating, natural refrigerant, externally open applications

w = water-cooled

Unichillers®

▸ with Pilot ONE® controller , air- and water-cooled models

The completely redesigned Unichiller range with cooling capacities up to 20 kW represent powerful solutions at budget-friendly prices. The chillers are ideally suited for cooling applications in laboratory and industry. All models are equipped with the controller Pilot ONE and are characterised by their robust stainless steel housings, rollers, removable venting grid and very quiet operation.

Down to -20 °C
Working temperature

Up to 10 kW
Cooling power

Up to 48 l/min
Pump capacity

Pilot ONE
Touch screen controller

Unichiller 050

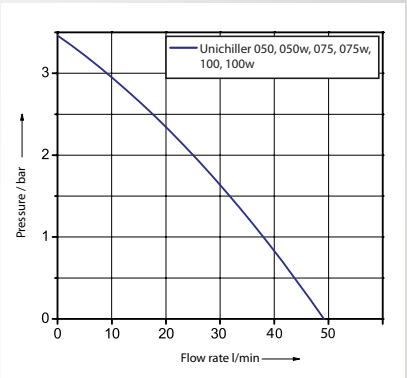

Pump curve
according to DIN 12876 with water at 20 °C

Model	Working temperature range (°C)	Pump max. (l/min)	Pump max. pressure (bar)	Cooling power (kW) at (°C) 20	0	-10	Dimensions W x D x H (mm)	Cat.No.	G
Unichiller 050	-20...40	48	3,4	5,0	5,0	3,0	740 x 1160 x 1050	3038.0001.01	35
Unichiller 050w	-20...40	48	3,4	5,0	4,2	3,0	740 x 1160 x 1050	3040.0001.01	35
Unichiller 075	-20...40	48	3,4	7,5	6,1	4,0	740 x 1160 x 1050	3038.0018.01	35
Unichiller 075w	-20...40	48	3,4	7,5	6,1	4,0	740 x 1160 x 1050	3040.0009.01	35
Unichiller 100	-20...40	48	3,4	10,0	8,6	6,0	740 x 1160 x 1050	3038.0035.01	4
Unichiller 100w	-20...40	48	3,4	10,0	8,6	6,0	740 x 1160 x 1050	3040.0017.01	4

Options on request: heating, outdoor setup

w = water-cooled

Unichillers® "P"

▸ with Pilot ONE® controller and high pressure pumps

Unichiller "P" are equipped with higher pressure circulation pumps and are suited for applications with high pressure drops.

Down to -20 °C
Working temperature

Up to 10 kW
Cooling power

Up to 130 l/min
Pump capacity

Pilot ONE
Touch screen display

Unichiller P050

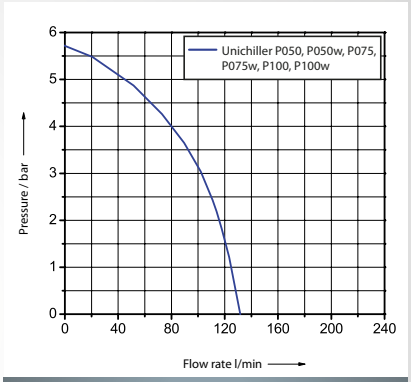

Pump curve
according to DIN 12876 with water at 20 °C

Model	Working temperature range (°C)	Pump max. (l/min)	max. pressure (bar)	Cooling power (kW) at (°C) 20	0	-10	Dimensions W x D x H (mm)	Cat.No.	G
Unichiller P050	-20...40	130	5,7	5,0	3,4	2,3	740 x 1160 x 1050	3038.0004.01	35
Unichiller P050w	-20...40	130	5,7	5,0	3,4	2,3	740 x 1160 x 1050	3040.0003.01	35
Unichiller P075	-20...40	130	5,7	7,5	5,3	3,3	740 x 1160 x 1050	3038.0021.01	35
Unichiller P075w	-20...100	130	5,7	7,5	5,3	3,3	740 x 1160 x 1050	3040.0011.01	35
Unichiller P100	-20...40	130	5,7	10,0	7,8	5,3	740 x 1160 x 1050	3038.0037.01	4
Unichiller P100w	-20...40	130	5,7	10,0	7,8	5,3	740 x 1160 x 1050	3040.0019.01	4

Options on request: heating, outdoor setup

w = water-cooled

Unichillers® “Tower”

▸ with Pilot ONE® controller, tower design, air-cooled

Powerful Unichillers in compact tower design with small space requirements and air-cooled refrigeration machine. The devices are equipped with the Pilot ONE controller with numerous professional functions. The circulation chillers are turned into powerful process thermostats with the heating options. The option “freeze protection” permits operation with water.

Down to -20 °C
Working temperature

Up to 40 kW
Cooling power

Up to 220 l/min
Pump capacity

Pilot ONE
Touch screen controller

Unichiller 080T

Unichiller 045T

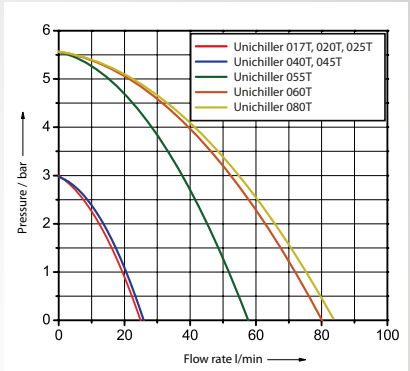

Pump curve
according to DIN 12876 with water at 20 °C

Model	Working temperature range (°C)	Pump max. Typ	(l/min)	(bar)	Cooling power (kW) at (°C) 15	0	-10	-20	Dimensions W x D x H (mm)	Cat.No.	G
Unichiller 017T	-10...40	B	25	3,0	1,7	0,9	0,4	–	450 x 510 x 1230	3013.0001.01	3
Unichiller 020T	-20...40	B	25	3,0	2,0	2,0	1,5	0,8	450 x 510 x 1230	3013.0002.01	3
Unichiller 025T	-10...40	B	25	3,0	2,5	1,2	0,6	–	450 x 510 x 1230	3013.0003.01	3
Unichiller 040T	-10...40	B	26	3,0	4,0	2,5	1,5	–	500 x 552 x 1451	3014.0001.01	3
Unichiller 045T	-20...40	B	26	3,0	4,5	4,5	2,9	1,5	500 x 552 x 1451	3014.0002.01	3
Unichiller 055T	-10...40	C3	57	5,6	5,5	3,0	1,3	–	600 x 692 x 1613	3015.0042.01	35
Unichiller 060T	-20...40	C3	80	5,6	6,0	6,0	3,9	2,0	600 x 692 x 1613	3015.0044.01	35
Unichiller 080T	-10...40	C3	84	5,6	8,0	4,8	2,5	–	600 x 790 x 1614	3016.0001.01	35

Options on request: heating, natural refrigerant, externally open applications, winter option, outdoor setup

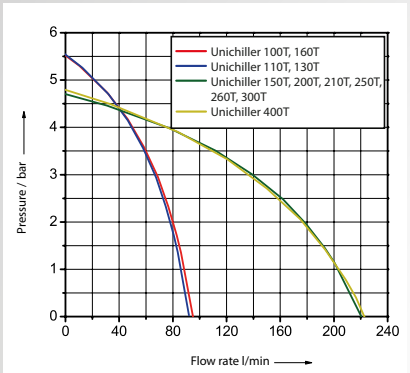

Pump curve
according to DIN 12876 with water at 20 °C

Unichiller 017T

Unichiller 100T

Model	Working temperature range (°C)	Pump max. Typ	(l/min)	(bar)	Cooling power (kW) at (°C) 15	0	-10	-20	Dimensions W x D x H (mm)	Cat.No.	G
Unichiller 100T	-20...40	C3	96	5,6	10,0	10,0	6,5	2,5	600 x 790 x 1614	3017.0001.01	4
Unichiller 110T	-10...40	C3	90	5,6	11,0	6,0	2,7	–	600 x 790 x 1614	3017.0002.01	4
Unichiller 130T*	-10...40	C3	90	5,6	13,0	7,0	4,5	–	905 x 1582 x 1837	3018.0012.01	4
Unichiller 150T*	-20...40	D3	220	4,7	15,0	15,0	9,7	3,7	905 x 1582 x 1837	3019.0020.01	4
Unichiller 160T*	-10...40	C3	96	5,6	16,0	8,8	4,0	–	905 x 1582 x 1837	3018.0013.01	4
Unichiller 200T*	-10...40	D3	220	4,7	20,0	11,0	5,0	–	905 x 1582 x 1837	3019.0026.01	4
Unichiller 210T*	-20...40	D3	220	4,7	21,0	21,0	13,6	5,2	904 x 2172 x 1870	3020.0001.01	4
Unichiller 250T*	-10...40	D3	220	4,7	25,0	14,0	6,2	–	904 x 2172 x 1870	3020.0002.01	5
Unichiller 260T*	-20...40	D3	220	4,7	26,0	26,0	13,6	5,2	904 x 2172 x 1870	3020.0003.01	5
Unichiller 300T*	-10...40	D3	220	4,7	30,0	16,5	7,5	–	904 x 2172 x 1870	3020.0004.01	5
Unichiller 400T*	-10...40	D3	220	4,6	40,0	22,0	10,0	–	904 x 2172 x 1870	3021.0001.01	5

Options on request: heating, natural refrigerant, externally open applications, winter option, outdoor setup
* without rollers

Unichillers® "Tower"

▸ with Pilot ONE® controller, tower design, water-cooled

Powerful Unichillers in compact tower design with small space requirements and water-cooled refrigeration machine. These devices are equipped with the Pilot ONE controller with numerous professional functions. The circulation chillers are turned into powerful process thermostats with the heating options. The option "freeze protection" permits operation with water.

Down to -20 °C
Working temperature

Up to 50 kW
Cooling power

Up to 220 l/min
Pump capacity

Pilot ONE
Touch screen controller

Unichiller 060 Tw

Unichiller 020Tw

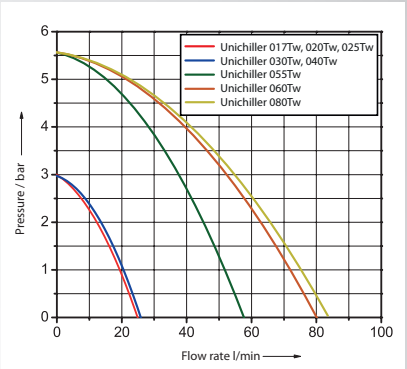

Pump curve
according to DIN 12876 with water at 20 °C

Model	Working temperature range (°C)	Pump max. type	(l/min)	(bar)	Cooling power (kW) at (°C) 15	0	-10	-20	Dimensions W x D x H (mm)	Cat.No.	G
Unichiller 017Tw	-10...40	B	25	3,0	1,7	0,9	0,4	–	400 x 440 x 1230	3024.0021.01	3
Unichiller 020Tw	-20...40	B	25	3,0	2,0	2,0	1,5	0,8	400 x 440 x 1230	3024.0025.01	3
Unichiller 025Tw	-10...40	B	25	3,0	2,5	1,2	0,6	–	400 x 440 x 1230	3024.0031.01	3
Unichiller 030Tw	-20...40	B	26	3,0	3,0	3,0	2,0	1,0	400 x 440 x 1230	3025.0022.01	3
Unichiller 040Tw	-10...40	B	26	3,0	4,0	2,5	1,5	–	400 x 440 x 1230	3025.0033.01	3
Unichiller 055Tw	-10...40	C3	57	5,6	5,5	4,0	2,0	–	500 x 552 x 1261	3026.0001.01	35
Unichiller 060Tw	-20...40	C3	80	5,6	6,0	6,0	3,8	2,1	500 x 552 x 1261	3026.0002.01	35
Unichiller 080Tw	-10...40	C3	84	5,6	8,0	4,65	2,35	–	500 x 552 x 1261	3026.0003.01	35

Options on request: heating, natural refrigerant, externally open applications, winter option, outdoor setup

w = water-cooled

Unichiller 110 Tw

Unichiller 250Tw

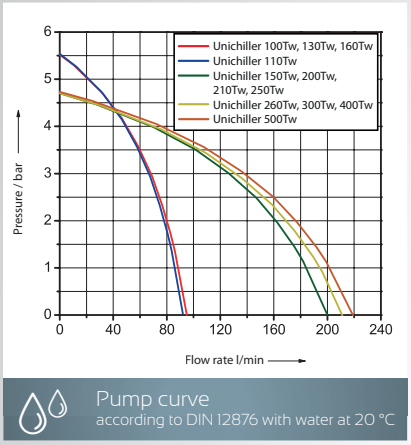

Pump curve
according to DIN 12876 with water at 20 °C

Model	Working temperature range (°C)	Pump max. type	(l/min)	(bar)	Cooling power (kW) at (°C) 15	0	-10	-20	Dimensions W x D x H (mm)	Cat.No.	G
Unichiller 100Tw	-20...40	C3	96	5,6	10,0	10,0	6,3	3,0	600 x 600 x 1450	3027.0001.01	4
Unichiller 110Tw	-10...40	C3	90	5,6	11,0	5,8	2,55	–	600 x 600 x 1450	3027.0002.01	4
Unichiller 130Tw	-10...40	C3	96	5,6	13,0	7,0	4,5	–	600 x 600 x 1450	3027.0003.01	4
Unichiller 150Tw	-20...40	D3	200	4,7	15,0	15,0	10,0	5,0	760 x 800 x 1560	3028.0001.01	4
Unichiller 160Tw	-10...40	C3	96	5,6	16,0	9,5	5,5	–	600 x 600 x 1450	3027.0004.01	4
Unichiller 200Tw	-10...40	D3	200	4,7	20,0	10,7	4,7	–	760 x 800 x 1560	3028.0002.01	4
Unichiller 210Tw	-20...40	D3	200	4,7	21,0	21,0	15,5	9,5	760 x 800 x 1560	3028.0003.01	4
Unichiller 250Tw	-10...40	D3	200	4,7	25,0	14,0	6,2	–	760 x 800 x 1560	3028.0004.01	5
Unichiller 260Tw	-20...40	D3	210	4,7	26,0	26,0	20,0	12,0	760 x 800 x 1560	3028.0005.01	5
Unichiller 300Tw	-10...40	D3	210	4,7	30,0	16,0	7,1	–	760 x 900 x 1560	3029.0001.01	5
Unichiller 400Tw	-10...40	D3	210	4,7	40,0	21,0	10,0	–	760 x 900 x 1560	3029.0002.01	5
Unichiller 500Tw*	-10...40	D3	220	4,7	50,0	30,0	–	–	1000 x 1103 x 1580	3030.0001.01	5

Options on request: heating, natural refrigerant, externally open applications, winter option, outdoor setup
* without rollers

w = water-cooled

DC®

Flow-through chillers

Flow-through chillers are ideally suited for counter-cooling of immersion and heating thermostats. In case of external temperature control, the flow-through chiller is installed in the return line of the thermostat.

Down to -30 °C
Working temperature

Up to 0,6 kW
Cooling power

DC30

DC31

Model	Working temperature range (°C)	Cooling power (kW) at (°C) 15	0	-20	Dimensions W x D x H (mm)	Cat.No.	G
DC30	-30...50	0,2	0,15	0,07	190 x 250 x 360	3000.0001.99	2
DC31	-30...50	0,4	0,35	0,10	250 x 310 x 400	3001.0001.99	2
DC32	-30...50	0,6	0,47	0,12	280 x 340 x 460	3002.0001.99	2

TC®

Immersion coolers

Immersion coolers are a flexible solution for the fast cooling of liquids and for counter-cooling of heating circulator. The devices are available without control for continuous cooling and as variant with type addition "E" with temperature control (accuracy ±0.5 K), Pt100 sensor connection (sensor in the scope of delivery) and LED temperature display with setpoint input. All models either with spiral or flexible immersion cooling probe made of stainless steel. Special evaporators for thermal analysis devices from Mettler, Perkin Elmer, Gerstel etc. available on request.

Down to -100 °C
Working temperature

Up to 0,3 kW
Cooling power

Special evaporators
e.g. for thermal analysis

TC50

TC100E

Evaporator in special design or customised on request.

Model	Working temperature range (°C)	Cooling power (kW) at (°C) 0	-20	-30	-90	Dimensions W x D x H (mm)	Cat.No. "standard"	Cat.No. with flexible cooling probe	G
TC45	-45...100	0,24	0,18	0,1	–	190 x 295 x 360	3003.0001.99	3003.0003.99	2
TC45E	-45...100	0,24	0,18	0,1	–	190 x 295 x 360	3003.0002.99	3003.0004.99	2
TC50	-50...50	0,3	0,26	0,2	–	260 x 330 x 415	3004.0001.99	3004.0003.99	2
TC50E	-50...50	0,3	0,26	0,2	–	260 x 330 x 415	3004.0002.99	3004.0004.99	2
TC100	-100...40	0,16	0,15	0,14	0,07	295 x 500 x 570	3005.0043.99	3005.0045.99	2
TC100E	-100...40	0,16	0,15	0,14	0,07	295 x 500 x 570	3005.0044.99	3005.0046.99	2

Options on request: various other special cooling probes available

Hotbox

Heating circulator

Circulation heaters suited for temperature control of externally open systems in compact design and for installation in systems. They are equipped with stainless steel circulation pump and adjustable overtemperature protection according to DIN 12876.

Up to +250 °C
Working temperature

Up to 12 kW
Heating power

Up to 100 l/min
Pump capacity

Pilot ONE
Touch screen controller

HB120

Application example

Advantages:

- Efficient circulation pump
- Digital level display
- Pt100 external sensor connection
- Compact design, suited for installation in systems

Model	Working temperature range (°C)	connection	Pump flow rate (l/min)	pressure max. (bar)	Heating power (kW)	Dimensions W x D x H (mm)	Cat.No.	G
HB45	45...250	M24x1,5	55	0,9	4,5	185 x 440 x 405	2030.0001.01	3
HB60	60...250	M30x1,5	90	2,5	6,0	323 x 451 x 498	2031.0004.01	3
HB120	60...250	M30x1,5	100	2,5	12,0	323 x 451 x 498	2031.0003.01	3

HTS

Heat exchanger systems

Heat exchanger systems with circulation pump for connection to cooling water on the primary side. The devices provide a cooling circuit with stable pressure/flow and adjustable operating temperature. The cooling capacity is generated using a plate heat exchanger via the cooling water. Since there is no active cooling machine, the devices operate in a quiet and energy-saving manner and are a cost-effective alternative to conventional chillers e.g. for the temperature control of Peltier elements, bioreactors, etc.

Up to +5 °C
Operating temperature

Up to 15 kW
Cooling power at 20 °C

Up to 33 l/min
Pump capacity

Pilot ONE
Touch screen controller

The **model HTS PS1** contains the heat exchanger system, however it does **not have any temperature control**. The device is therefore suited for applications with low requirements for control accuracy.

Advantages:

Models HTS PS3-PS15:

- Efficient circulation pump
- Temperature stability ±0,1 K
- RS232 interface
- Pt100 external sensor connection
- Low cooling water usage
- Application protection with cooling stage separation

HTS PS5

Model	Operating temperature range (°C)	Pump flow rate (l/min)	Pump pressure max. (bar)	Cooling power[3] at 20 °C (kW)	Heating power OPTIONAL (max. kW)[4]	Dimensions W x D x H (mm)	Cat.No.	G
HTS PS1[1]	(5)...(80)[2]	8	0,2	0,6	–	280 x 427 x 414	3011.0008.99	2
HTS PS3	(3)...(95)[2]	33	0,7	3,0	2,0	280 x 491 x 414	3011.0001.01	3
HTS PS5	(3)...(95)[2]	25	2,5	5,0	2,0	280 x 491 x 414	3011.0006.01	3
HTS PS6	(3)...(95)[2]	25	2,5	6,0	10,0	400 x 491 x 529	3011.0002.01	3
HTS PS15	(3)...(95)[2]	25	2,5	15,0	10,0	400 x 491 x 529	3011.0024.01	4

[1] Air-cooled [2] auxiliary cooling/heating device required (see glossary "Working Temperature Range")
[3] Cooling power data measured with cooling water-inlet temperature of +10 °C and 2 bar [4] optionally available on request with heating and OT-protection

Immersion circulators
and baths for the research
laboratory

Refrigeration
circulators
down to -40 °C

Refrigeration
circulators
down to -95 °C

Baths and Circulators

-90 °C ... +300 °C

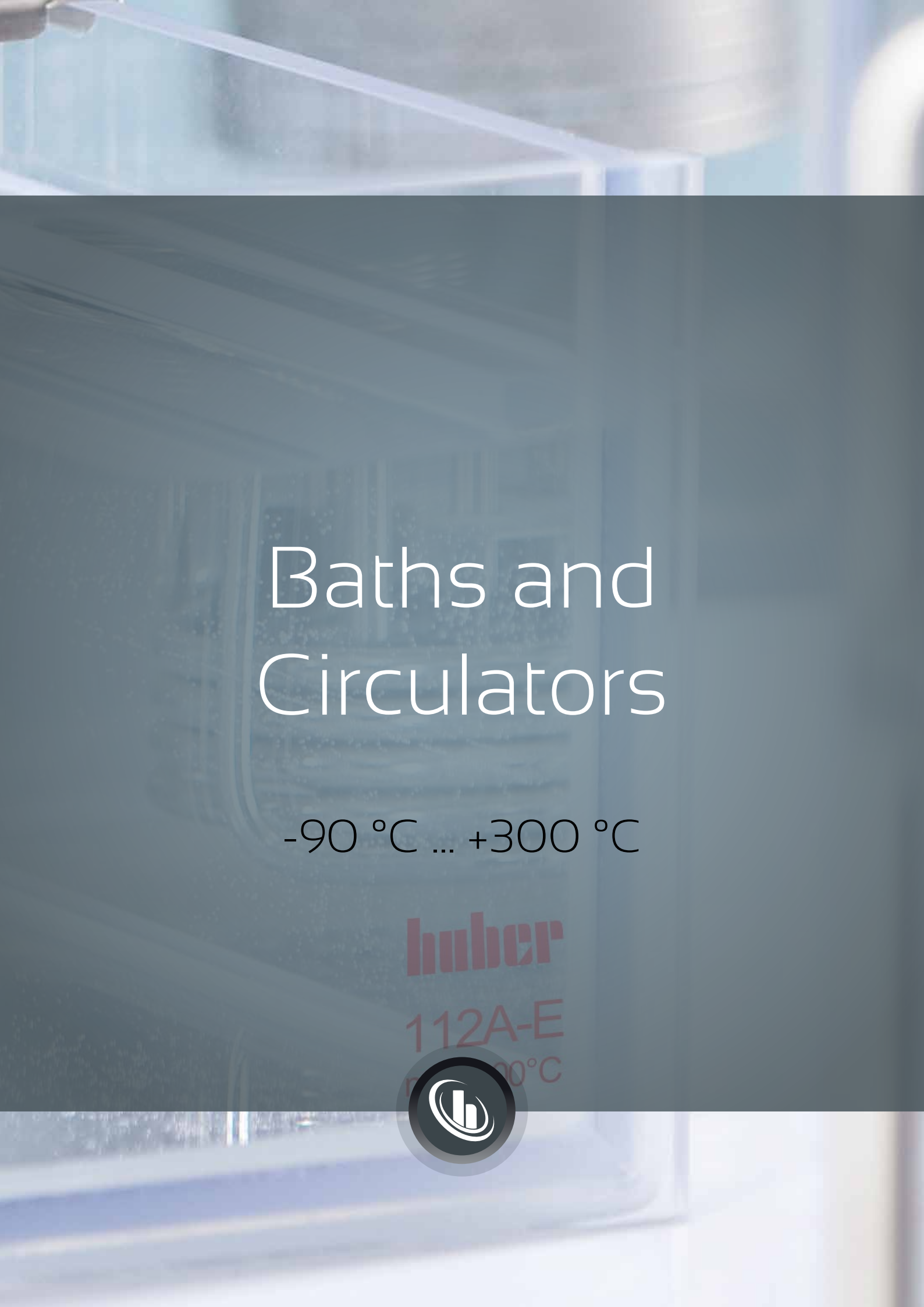

KISS and CC circulators are ideally suited for quality controls, material tests, sample preparation, analytics, medical technology etc.

Modern circulators for many applications
in laboratory and industry

KISS®, CC® and Ministats®

**Huber bath circulators are modern classics.
Robust, convincing technology and easy to operate.**

The circulators are split into two product lines: the Compatible Control models and the simpler KISS models. Both product lines represent classically constructed laboratory circulators with open baths. Baths and circulators for heating applications up to +300 °C are available, as well as models for heating and cooling applications from -90 °C to +200 °C. Immersion or bridge circulators are suitable for thermal control of existing baths. The Ministats, the smallest cooling and heating circulators in the world, are the first choice for operation in fume-hoods or integrating into systems.

Bath Circulators

- **Heating and cooling models for working temperatures from -90 to +300 °C**
- **Suitable for internal and external temperature control applications**
- **Extensive basic functions and function extension by E-grade**
- **Different device classes with heating and cooling capacities up to 7 kW**
- **Warning and safety functions according to DIN 12876**
- **Environmentally compatible with natural refrigerants**

Immersion Circulators

the universal ones with screw terminal

Immersion circulators with an adjustable screw fixing for easy installation on any bath. All models are equipped with a powerful pressure/suction pump and comply with protection class III (FL) for flammable liquids.

Up to +200 °C
Temperature Range

Up to 2,0 kW
Heating power

Up to 27 l/min
Pump capacity

CC-E

KISS E

KISS circulators are available in three colour variants:
Grey (Standard)
Red (Cat.No. 61998)
Blue (Cat.No. 61999)

Model	Temperature range (°C)	Temperature stability (K)	Heating power (kW)	Pump data max. pressure (l/min)	(bar)	max. Sog (l/min)	(bar)	Safety class	Dimensions W x D x H / ID[1] (mm)	Cat.No.	G
CC-E	(-30)* 25...200	0,02	2,0	27	0,7	22	0,4	FL, III	132 x 159 x 315/150	2000.0023.01	1
KISS E	(-30)* 25...200	0,05	2,0	14	0,25	10,5	0,17	FL, III	132 x 163 x 312/150	2035.0012.98	1
CC-E xd	(-30)* 25...200	0,02	2,0	22	0,4	17	0,25	FL, III	132 x 159 x 360/195	2000.0005.01	1

* Auxiliary cooling device required (see glossary "Working Temperature Range") [1] Immersion Depth

Bridge Circulators

for any bath

Bridge circulators can be used for the temperature control of any bath. External systems can also be controlled using the speed-controlled pressure suction pump with VPC technology. Models with greater heating capacity are suited for controlling larger bath volumes. The telescopic arms can be extended up to a maximum of 884 millimeters.

Up to +300 °C
Temperature range

Up to 4,0 kW
Heating power

Up to 27 l/min
Pump capacity

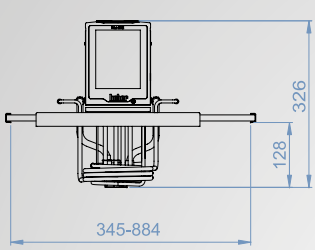

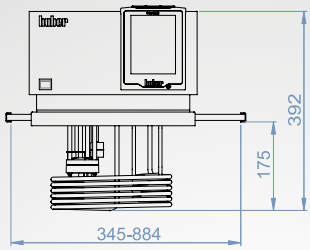

VPC
Variable Pressure Control

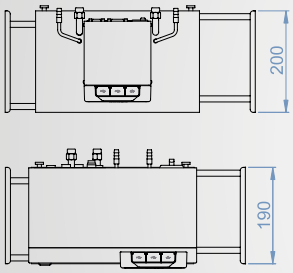

Model	Temperature range (°C)	Temperature stability (K)	Heating power (kW)	Pump data max. pressure (l/min)	(bar)	max. suction (l/min)	(bar)	Cat.No.	G
CC-200BX	(-20)* 28...200	0,02	2,0	27	0,7	22	0,4	2000.0003.01	1
CC-300BX	(-20)* 28...300	0,02	3,0/4,0	25	0,7	18,5	0,4	2007.0002.01	1

* Auxiliary cooling device required (see glossary "Working Temperature Range")

Heating Circulators

▸ with polycarbonate bath

Heating bath circulators with transparent baths made from polycarbonate. The circulators are equipped with an overtemperature and low level protection in accordance with protection class III (FL). The circulating pump ensures optimal mixing and temperature uniformity and permits the temperature control of external applications using pump adapters (accessories).

Up to +100 °C
Temperature range

Up to 2,0 kW
Heating power

Up to 18 Liter
Bath volume

Model	Temperature range (°C)	Heating power (kW)	opening W x D (mm)	Bath depth (mm)	volume (ltr)	Pump data max. pressure (l/min)	(bar)	max. suction (l/min)	(bar)	Dimensions W x D x H (mm)	Cat.No.	G
CC-106A	(15)* 25...100	2,0	130 x 110	150	6	27	0,7	22	0,4	147 x 307 x 330	2001.0001.01	1
KISS 106A	(15)* 25...100	2,0	130 x 110	150	6	14	0,25	10,5	0,17	147 x 307 x 330	2037.0043.98	1
CC-108A	(15)* 25...100	2,0	130 x 210	150	8	27	0,7	22	0,4	147 x 407 x 330	2001.0002.01	1
KISS 108A	(15)* 25...100	2,0	130 x 210	150	8	14	0,25	10,5	0,17	147 x 407 x 330	2037.0045.98	1
CC-110A	(15)* 25...100	2,0	130 x 310	150	10	27	0,7	22	0,4	147 x 507 x 330	2001.0003.01	1
KISS 110A	(15)* 25...100	2,0	130 x 310	150	10	14	0,25	10,5	0,17	147 x 507 x 330	2037.0047.98	1
CC-112A	(15)* 25...100	2,0	275 x 161	150	12	27	0,7	22	0,4	333 x 360 x 335	2001.0004.01	1
KISS 112A	(15)* 25...100	2,0	275 x 161	150	12	14	0,25	10,5	0,17	333 x 360 x 335	2037.0049.98	1
CC-118A	(15)* 25...100	2,0	275 x 321	150	18	27	0,7	22	0,4	333 x 520 x 335	2001.0005.01	1
KISS 118A	(15)* 25...100	2,0	275 x 321	150	18	14	0,25	10,5	0,17	333 x 520 x 335	2037.0051.98	1

* Auxiliary cooling device required (see glossary "Working Temperature Range") Temperature stability: CC ±0,02 K ; KISS ±0,05 K

with stainless steel bath

Heating bath circulators with insulated stainless steel baths for temperatures up to +200 °C. The devices can be used for externally closed and externally open (with optional level control) temperature control tasks using a pump adapter (accessories). Models with Pilot ONE have a speed-controlled pressure/suction pump.

Up to +200 °C
Temperature range

Up to 2,0 kW
Heating power

Up to 25 Liter
Bath volume

Model	Temperature range (°C)	Heating power (kW)	opening W x D (mm)	Bath depth (mm)	volume (ltr)	Pump data max. pressure (l/min)	(bar)	max. suction (l/min)	(bar)	Dimensions W x D x H (mm)	Cat.No.	G
CC-208B	(-30)* 25...200	2,0	230 x 127	150	8,5	27	0,7	22	0,4	290 x 350 x 375	2002.0001.01	1
KISS 208B	(-30)* 25...200	2,0	230 x 127	150	8,5	14	0,25	10,5	0,17	290 x 350 x 375	2038.0053.98	1
CC-212B	(-30)* 25...200	2,0	290 x 152	150	12	27	0,7	22	0,4	350 x 375 x 375	2002.0002.01	1
KISS 212B	(-30)* 25...200	2,0	290 x 152	150	12	14	0,25	10,5	0,17	350 x 375 x 375	2038.0052.98	1
CC-215B	(-30)* 25...200	2,0	290 x 152	200	15	27	0,7	22	0,4	350 x 375 x 425	2002.0003.01	1
KISS 215B	(-30)* 25...200	2,0	290 x 152	200	15	14	0,25	10,5	0,17	350 x 375 x 425	2038.0051.98	1
CC-220B	(-30)* 25...200	2,0	290 x 329	150	20	27	0,7	22	0,4	350 x 555 x 375	2002.0004.01	1
KISS 220B	(-30)* 25...200	2,0	290 x 329	150	20	14	0,25	10,5	0,17	350 x 555 x 375	2038.0050.98	1
CC-225B	(-30)* 25...200	2,0	290 x 329	200	25	27	0,7	22	0,4	350 x 555 x 425	2002.0005.01	1
KISS 225B	(-30)* 25...200	2,0	290 x 329	200	25	14	0,25	10,5	0,17	350 x 555 x 425	2038.0049.98	1

* Auxiliary cooling device required (see glossary "Working Temperature Range") Temperature stability: CC ±0,02 K ; KISS ±0,05 K

Heating Circulators

▸ with filling port, for external temperature control

Heating circulators for the temperature control of externally connected applications. The devices are equipped with baths made of stainless steel or transparent polycarbonate and have rear pump connections and a stainless steel bath cover with filling port as standard. All models have an overtemperature and low level protection of protection class III (FL) according to DIN 12876 for use with flammable liquids.

The models 202C are equipped with integrated cooling coil as standard, for models 104A it is available as an option.

Up to +200 °C
Temperature range

Up to 2,0 kW
Heating power

Up to 27 l/min
Pump capacity

KISS 104A

CC-202C

Model	Temperature range (°C)	Heating power (kW)	opening W x D (mm)	Bath depth (mm)	volume (ltr)	Pump data max. pressure (l/min)	(bar)	max. suction (l/min)	(bar)	Dimensions W x D x H (mm)	Cat.No.	G
CC-104A	(15)* 25...100	2,0	Ø25	150	4	27	0,7	22	0,4	147 x 235 x 330	2001.0016.01	1
KISS 104A	(15)* 25...100	2,0	Ø25	150	4	14	0,25	10,5	0,17	147 x 235 x 330	2037.0040.98	1
CC-202C	(-30)* 45...200	2,0	Ø25	150	2	27	0,7	22	0,4	178 x 260 x 355	2003.0001.01	1
KISS 202C	(-30)* 45...200	2,0	Ø25	150	2	14	0,25	10,5	0,17	178 x 260 x 355	2039.0012.98	1

* Auxiliary cooling device required (see glossary "Working Temperature Range") Temperature stability: CC ±0,02 K ; KISS ±0,05 K

Heating Bath Circulators

▸ with open bath, for internal and external temperature control

Heating circulators for the temperature control of externally connected applications. Furthermore it is possible to thermoregulate any objects directly in the circulator bath. The devices are equipped with durable baths made from high-grade stainless steel and have pump connections at the rear as standard. All models have overtemperature and low level protection to protection class III (FL) according to DIN 12876 for use with flammable liquids.

Up to +300 °C
Temperature range

Up to 4,0 kW
Heating power

Up to 27 l/min
Pump capacity

Model	Temperature range (°C)	Bath volume (ltr.)	Bath depth (mm)	Heating power (kW)	Pump data max. pressure (l/min)	(bar)	max. suction (l/min)	(bar)	Dimensions W x D x H (mm)	Cat.No.	G
CC-205B	(-30)* 45...200	5,0	150	2,0	27	0,7	22	0,4	178 x 337 x 355	2004.0001.01	1
KISS 205B	(-30)* 45...200	5,0	150	2,0	14	0,25	10,5	0,17	178 x 337 x 355	2040.0012.98	1
CC-304B	(-20)* 28...300	5,0	155	3,0	25	0,7	18,5	0,4	210 x 335 x 392	2005.0001.01	1
CC-308B	(-20)* 28...300	8,5	155	3,0	25	0,7	18,5	0,4	242 x 404 x 392	2006.0001.01	1
CC-315B	(-20)* 28...300	15	200	3,0/4,0	25	0,7	18,5	0,4	335 x 382 x 433	2007.0001.01	1

* Auxiliary cooling device required (see glossary "Working Temperature Range") Temperature stability: CC ±0,02 K ; KISS ±0,05 K

Ministats®

Our smallest cooling circulators

Ministats are the smallest cooling circulators in the world and permit operation in the smallest of spaces, for example in a fume hood or within technical systems. The devices have a wide range of features and are ideally suited for the temperature control of photometers, refractometers, viscometers, distillation apparatus, reaction vessels and Miniplant facilities. The application focus is on external applications - the bath opening, however, also permits the thermoregulation of smaller objects directly in the circulator bath.

Down to -45 °C
Working temperature range

Up to 0,6 kW
Cooling power

Up to 22 l/min
Pump capacity

Ministat 125

Ministat 230

Ministat 240

Model	Working temp. range (°C)	Heating power (kW)	Bath volume (ltr.)	Bath depth (mm)	Pump data max. pressure (l/min)	Pump data max. pressure (bar)	Pump data max. suction (l/min)	Pump data max. suction (bar)	Cooling power (kW) at (°C) 20	0	-20	-30	Dimensions W x D x H (mm)	Cat.No.	G
Ministat 125	-25...150	1,0	2,75/1,3*	120	22	0,7	16	0,4	0,30	0,21	0,05	–	225 x 370 x 429	2014.0011.01	2
Ministat 125w	-25...150	1,0	2,75/1,3*	120	22	0,7	16	0,4	0,30	0,20	0,10	–	225 x 370 x 429	2014.0006.01	2
Ministat 230	-40...200	2,0	3,2/1,7*	135	22	0,7	16	0,4	0,42	0,38	0,25	0,14	255 x 450 x 476	2015.0005.01	2
Ministat 230w	-40...200	2,0	3,2/1,7*	135	22	0,7	16	0,4	0,42	0,38	0,25	0,14	255 x 450 x 476	2015.0007.01	2
Ministat 240	-45...200	2,0	4,9/2,8*	157	22	0,7	16	0,4	0,60	0,55	0,35	0,125	300 x 465 x 516	2016.0005.01	2
Ministat 240w	-45...200	2,0	4,9/2,8*	157	22	0,7	16	0,4	0,60	0,55	0,35	0,125	300 x 465 x 516	2016.0006.01	2

All units use natural refrigerant as standard * with displacement insert Temperature stability: ±0,02 K

w = water-cooled

Variostat®

▸ Cooling circulator for variable baths

The Variostat can control the temperature of a wide range of bath dimensions. The special construction permits greatest flexibility for the user. The circulation can be adjusted to suit the bath size using the stepless variable speed suction/pressure pump. The pump pressure can also be controlled with an optional pressure sensor for external applications.

Insulated stainless steel baths are available in three standard sizes or can be made to measure.

Down to -30 °C
Working temperature range

Up to 0,3 kW
Cooling power

Up to 25 l/min
Pump capacity

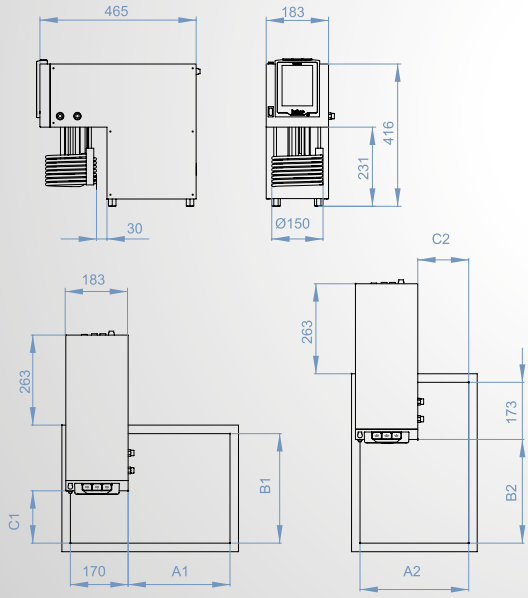

Model	Working temp. range (°C)	Bath volume (ltr.)	Heating power (kW)	Pump data max. pressure (l/min)	(bar)	max. suction (l/min)	(bar)	Cooling power (kW) at (°C) 100	20	0	-20	-30	Cat.No.	G
Variostat	-30...150	variable	1,0	25	0,7	18,5	0,4	0,3	0,3	0,2	0,12	0,03	2013.0003.01	2

All units use natural refrigerant as standard Function version available by E-grade Temperature stability: ±0,02 K

Cooling Circulators

for internal and external temperature control

Cooling bath circulators with insulated baths made of stainless steel are suitable for the temperature control of objects directly in the thermostat bath and for the temperature control of externally closed or externally open (with optional level control) applications. The cooling circulators work in an environmentally and climate friendly manner using a natural refrigerants.

Down to -25 °C
Working temperature range

Up to 0,26 kW
Cooling power

Up to 27 l/min
Pump capacity

CC-K6 / CC-K6s

KISS K6 / KISS K6s

Model	Working temp. range (°C)	Heating power (kW)	Bath opening (mm)	Bath depth (mm)	Bath volume (ltr.)	Pump data max. pressure (l/min)	Pump data max. pressure (bar)	Pump data max. suction (l/min)	Pump data max. suction (bar)	Cooling power (kW) at (°C) 20	0	-20	Dimensions W x D x H (mm)	Cat.No.	G
CC-K6	-25...200	2,0	140 x 120	150	4,5	27	0,7	22	0,4	0,20	0,15	0,05	210 x 400 x 546	2008.0005.01	2
KISS K6	-25...200	2,0	140 x 120	150	4,5	14	0,25	10,5	0,17	0,20	0,15	0,05	210 x 400 x 546	2008.0043.98	2
CC-K6s	-25...200	2,0	140 x 120	150	4,5	27	0,7	22	0,4	0,26	0,21	0,05	210 x 400 x 546	2008.0002.01	2
KISS K6s	-25...200	2,0	140 x 120	150	4,5	14	0,25	10,5	0,17	0,26	0,21	0,05	210 x 400 x 546	2008.0044.98	2

All units use natural refrigerant as standard Temperature stability: CC ±0,02 K ; KISS ±0,05 K

for internal temperature control

Cooling bath circulators with insulated baths made of stainless steel are cost-effective solutions for the temperature control of objects directly in the bath. Using a pump adapter (accessory), the devices can be used for both externally closed and externally open (with option level control) temperature control applications. The cooling circulators work in an environmentally and climate friendly manner using a natural refrigerant.

Down to -30 °C
Working temperature range

Up to 0,35 kW
Cooling power

Up to 27 l/min
Pump capacity

Model	Working temp. range (°C)	Heating power (kW)	Bath opening (mm)	Bath depth (mm)	Bath volume (ltr.)	Pump data max. pressure (l/min)	(bar)	max. suction (l/min)	(bar)	Cooling power (kW) at (°C) 0	-10	-20	Dimensions W x D x H (mm)	Cat.No.	G
CC-K12	-20...200	2,0	290 x 152	150	12	27	0,7	22	0,4	0,2	0,12	0,05	350 x 560 x 430	2009.0002.01	2
KISS K12	-20...200	2,0	290 x 152	150	12	14	0,25	10,5	0,17	0,2	0,12	0,05	350 x 560 x 430	2009.0020.98	2
CC-K15	-20...200	2,0	290 x 152	200	15	27	0,7	22	0,4	0,2	0,12	0,05	350 x 560 x 430	2010.0002.01	2
KISS K15	-20...200	2,0	290 x 152	200	15	14	0,25	10,5	0,17	0,2	0,12	0,05	350 x 560 x 430	2010.0017.98	2
CC-K20	-30...200	2,0	290 x 329	150	20	27	0,7	22	0,4	0,35	0,27	0,16	350 x 555 x 615	2011.0002.01	2
KISS K20	-30...200	2,0	290 x 329	150	20	14	0,25	10,5	0,17	0,35	0,27	0,16	350 x 555 x 615	2011.0013.98	2
CC-K25	-30...200	2,0	290 x 329	200	25	27	0,7	22	0,4	0,35	0,27	0,16	350 x 555 x 615	2012.0002.01	2
KISS K25	-30...200	2,0	290 x 329	200	25	14	0,25	10,5	0,17	0,35	0,27	0,16	350 x 555 x 615	2012.0015.98	2

All units use natural refrigerant as standard Temperature stability: CC ±0,02 K ; KISS ±0,05 K

Cooling Circulators

Series CC-400

Cooling bath circulators with insulated baths made from stainless steel. The devices have a temperature controlled bath cover plate to prevent the formation of ice or condensation in the bath, and are suited for the temperature control of external applications and temperature control of objects directly in the circulator bath. Typical applications are, for example, photometers, refractometers, viscometers, double-walled reaction vessels and autoclaves. Depending on the model, the devices can be used in Miniplant facilities, kilo laboratories, for the determination of freezing point, for low-temperature calibration, for petroleum testing, for temperature control of measuring instruments and test set-ups as well as for material testing, quality control and many more. Equipped with a professional range of functions of the Pilot ONE controller, high requirements are met.

A powerful pressure/suction pump ensures good circulation and heat transfer to the application. The pump speed is controlled steplessly, the pressure can also be controlled using an optional pressure sensor.

The cooling circulators of the CC model range have Active Cooling Control for active cooling capacity control at the peak temperature and an automatic cooling capacity adaptation for energy-saving operation and reduced waste heat. The cover plate is temperature-controlled to prevent the formation of ice.

Down to -45 °C
Working temperature range

Up to 1,2 kW
Cooling power

Up to 25 l/min
Pump capacity

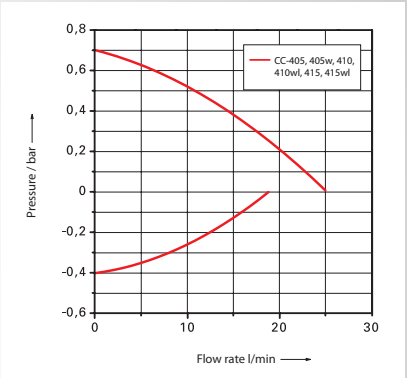

Pump curve
according to DIN 12876 with water at 20 °C

VPC
Variable Pressure Control

Plug & Play
3 years warranty

Model	Working temp. range (°C)	Heating power (kW)	Bath volume (ltr.)	Bath depth (mm)	Pump data max. pressure (l/min)	Pump data max. pressure (bar)	Pump data max. suction (l/min)	Pump data max. suction (bar)	Cooling power (kW) at (°C) 100	20	0	-20	-30	-40	Cat.No.	G
CC-405	-40...200	1,5	5	150	25	0,7	18,5	0,4	0,7	0,7	0,7	0,45	0,18	0,03	2017.0001.01	2
CC-405w	-40...200	1,5	5	150	25	0,7	18,5	0,4	0,7	0,7	0,7	0,45	0,18	0,03	2017.0002.01	2
CC-410	-45...200	3,0	22/8,5*	200	25	0,7	18,5	0,4	0,8	0,8	0,8	0,5	0,15	0,1	2019.0004.01	2
CC-410wl	-45...200	3,0	22/8,5*	200	25	0,7	18,5	0,4	0,8	0,8	0,8	0,5	0,15	0,1	2019.0001.01	3
CC-415	-40...200	1,5	5	150	25	0,7	18,5	0,4	1,2	1,2	1,0	0,6	0,2	0,05	2018.0001.01	2
CC-415wl	-40...200	1,5	5	150	25	0,7	18,5	0,4	1,2	1,2	1,0	0,6	0,2	0,05	2018.0002.01	3

Options on request: natural refrigerant * with displacement insert Temperature stability: ±0,02 K

w = water-cooled | wl = air/water-cooled

CC-415wl

CC-410wl

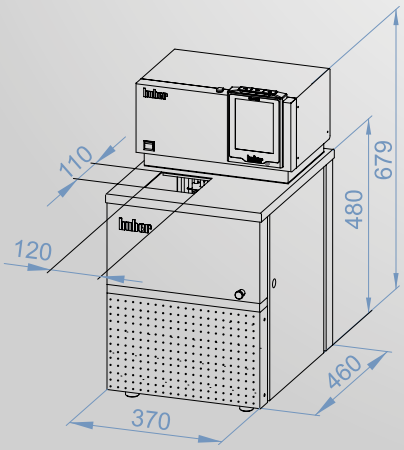

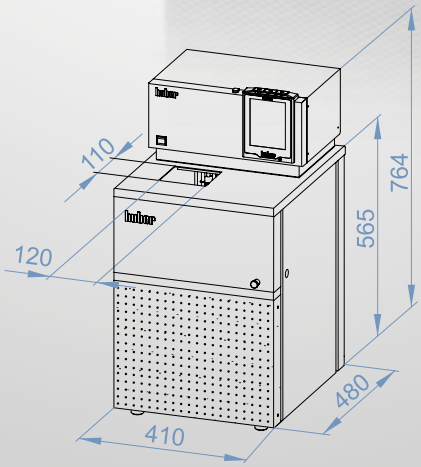

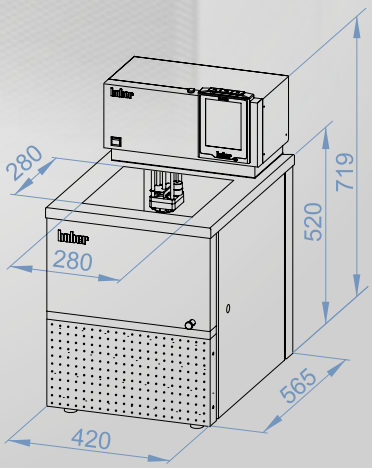

Cooling Circulators

Series CC-500

Cooling bath circulators of 500 series are equipped with insulated baths made from stainless steel and offer cooling capacities up to 7 kW for demanding temperature control applications down to -55 °C. The circulators are fitted with a temperature-controlled cover plate to avoid the formation of condensation and ice.

Down to -55 °C
Working temperature range

Up to 7,0 kW
Cooling power

Up to 25 l/min
Pump capacity

CC-510w

CC-505

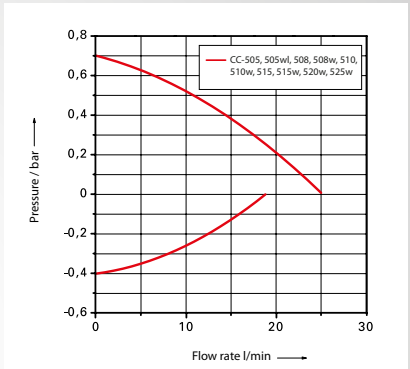

Pump curve
according to DIN 12876 with water at 20 °C

Model	Working temp. range (°C)	Heating power (kW)	Bath volume (ltr)	Bath depth (mm)	Pump data max. pressure (l/min)	Pump data max. pressure (bar)	Pump data max. suction (l/min)	Pump data max. suction (bar)	Cooling power (kW) at (°C) 100	20	0	-20	-40	Dimensions W x D x H (mm)	Cat.No.	G
CC-505	-50...200	1,5	5	150	25	0,7	18,5	0,4	1,2	1,2	1,0	0,6	0,15	410x480x764	2018.0003.01	2
CC-505wl	-50...200	1,5	5	150	25	0,7	18,5	0,4	1,2	1,2	1,0	0,6	0,15	410x480x764	2018.0004.01	3
CC-508*	-55...200	3,0	5	160	25	0,7	18,5	0,4	1,5	1,5	1,5	1,0	0,3	410x480x764	2018.0023.01	2
CC-508w*	-55...200	3,0	5	160	25	0,7	18,5	0,4	1,5	1,5	1,5	1,0	0,3	410x480x764	2018.0026.01	2
CC-510	-50...200	3,0	26/15**	200	25	0,7	18,5	0,4	2,1	2,1	2,1	1,0	0,4	605x706x1136	2020.0010.01	2
CC-510w	-50...200	3,0	18/11**	200	25	0,7	18,5	0,4	2,4	2,4	2,4	1,0	0,4	455x515x1014	2020.0002.01	2
CC-515	-55...200	3,0	26/15**	200	25	0,7	18,5	0,4	3,3	3,3	3,3	1,6	0,6	605x706x1136	2021.0001.01	2
CC-515w	-55...200	3,0	18/11**	200	25	0,7	18,5	0,4	3,3	3,3	3,3	1,6	0,6	455x515x1014	2020.0003.01	2
CC-520w	-55...200	3,0	17/10**	200	25	0,7	18,5	0,4	5,0	5,0	5,0	3,0	1,5	539x629x1102	2022.0001.01	3
CC-525w	-55...100	3,0	17/10**	200	25	0,7	18,5	0,4	7,0	7,0	5,0	3,0	1,5	539x629x1102	2023.0001.01	3

Options on request: natural refrigerant * as standard with natural refrigerant ** with displacement insert Temperature stability: ±0,02 K

w = water-cooled

Series CC-800 / 900

Cooling bath circulators of 800 and 900 series are equipped with insulated baths made from high-grade stainless steel and offer low working temperatures down to -90 °C. The devices are ideally suited for e.g. freezing point determination, low temperature calibration and petroleum testing.

Down to -90 °C
Working temperature range

Up to 3,0 kW
Cooling power

Up to 25 l/min
Pump capacity

CC-820w

CC-902

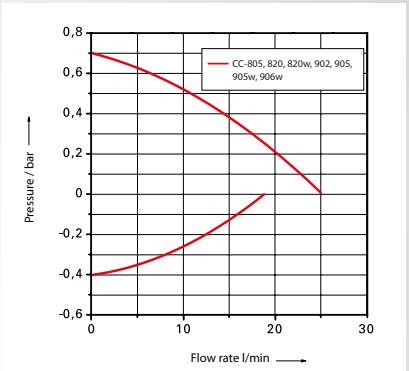

Pump curve
according to DIN 12876 with water at 20 °C

Model	Working temp. range (°C)	Heating power (kW)	Bath volume (ltr)	Bath depth (mm)	Pump data max. pressure (l/min)	(bar)	max. suction (l/min)	(bar)	Cooling power (kW) at (°C) 100	20	0	-20	-40	-60	Dimensions W x D x H (mm)	Cat.No.	G
CC-805	-80...100	1,5	5	150	25	0,7	18,5	0,4	0,5	0,5	0,5	0,4	0,3	0,3	410 x 480 x 764	2024.0001.01	2
CC-820	-80...100	3,0	17/10*	200	25	0,7	18,5	0,4	1,2	1,2	1,2	1,1	0,9	0,6	539 x 629 x 1102	2025.0001.01	3
CC-820w	-80...100	3,0	17/10*	200	25	0,7	18,5	0,4	1,2	1,2	1,2	1,1	0,9	0,6	539 x 629 x 1102	2025.0002.01	3
CC-902	-90...200	1,5	5	200	25	0,7	18,5	0,4	1,2	1,2	1,2	1,1	0,9	0,6	550 x 600 x 911	2026.0005.01	3
CC-905	-90...200	3,0	26/15*	200	25	0,7	18,5	0,4	2,0	2,0	2,0	1,9	1,7	1,0	605 x 706 x 1136	2027.0001.01	3
CC-905w	-90...200	3,0	26/15*	200	25	0,7	18,5	0,4	2,0	2,0	2,0	1,9	1,7	1,0	605 x 706 x 1136	2027.0002.01	3
CC-906w	-90...200	3,0	30/19*	200	25	0,7	18,5	0,4	3,0	3,0	3,0	2,8	2,4	1,6	605 x 706 x 1136	2036.0001.01	3

Options on request: natural refrigerant * with displacement insert Temperature stability: ±0,02 K

w = water-cooled

Visco Baths

for viscosimeters and densitometers

Visco baths are ideally suited for measuring tasks with capillary viscometers or densitometers. The devices are equipped with transparent polycarbonate baths and have a cooling coil for counter cooling as standard.

Visco 3: with 3 square inserts, 90 x 90 mm
Visto 5: with 5 round openings, Ø 51 mm

Up to +100 °C
Working temperature range

Up to 2,0 kW
Heating power

Up to 27 l/min
Pump capacity

CC-130A Visco 3

Viscosimeters are not included in scope of delivery!

Holder for Ubbelohde Viscosimeter for Visco 3 (Cat.No. 9586)

Model	Temperature range (°C)	Heating power (kW)	opening W x D (mm)	Bath depth (mm)	volume (ltr)	Pressure pump pressure (l/min)	max. (bar)	Dimensions W x D x H (mm)	Cat.No.	G
CC-130A Visco 3	(15)* 28...100	2,0	90 x 90	310	30	27	0,7	500 x 240 x 490	2001.0006.01	1
CC-130A Visco 5	(15)* 28...100	2,0	Ø 51	310	30	27	0,7	500 x 240 x 490	2001.0007.01	1

* Auxiliary cooling device required (see glossary "Working temperature range") Temperature stability: ±0,02 K

BFT®

Beer forced aging test bath

Air-cooled heating/cooling bath circulator for beer forced aging test for the determination of the shelf life of beers. The device is equipped with a programme encoder for automatic temperature cycles. Due to the constant temperature change between 0 °C and 40 °C / 0 °C and +60 °C in the cycle time of 24 hours, an artificial aging of the beer is simulated.

Down to -40 °C
Working temperature range

Up to 1,2 kW
Cooling power

40 litres
Bath volume

A universal basket is available as option on request.

BFT5

Model	Working temp. range (°C)	Bath opening W x D (mm)	Bath depth (mm)	Heating power (kW)	Cooling power at 20°C (kW)	Dimensions W x D x H (mm)	Cat.No.	G
BFT5	-40...80	350 x 410	270	2,0	1,2	460 x 710 x 911	2041.0001.01	3

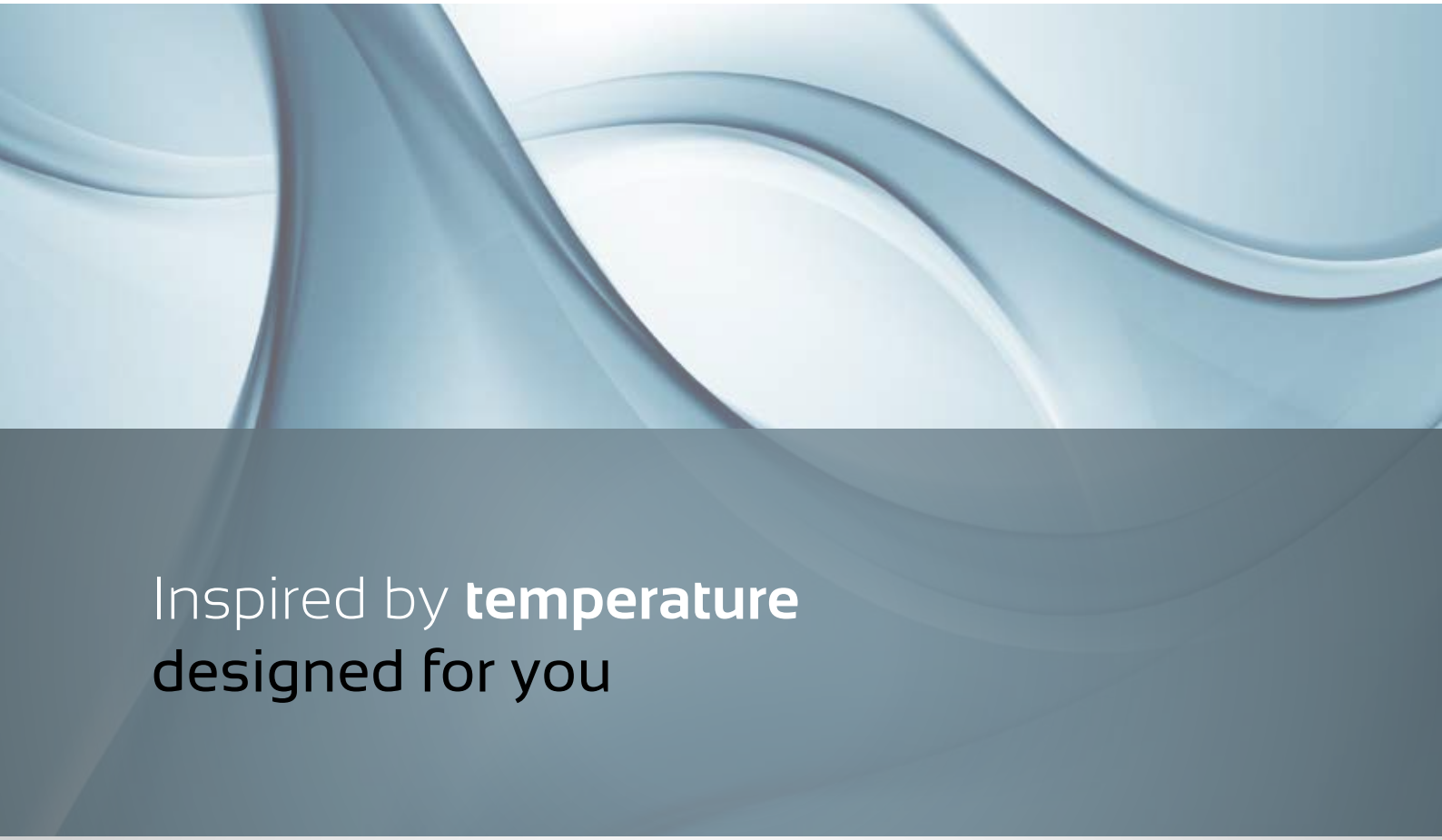

Inspired by **temperature** designed for you

Technische Änderungen vorbehalten. Für Druckfehler und Irrtümer keine Haftung.

Peter Huber Kältemaschinenbau AG
Werner-von-Siemens-Str. 1
77656 Offenburg / Deutschland

Telefon +49 (0)781 9603-0 · Telefax +49 (0)781 57211
info@huber-online.com · www.huber-online.com

Vertrieb	+49 (0)781 9603-123 · sales@huber-online.com
Technischer Service	+49 (0)781 9603-244 · support@huber-online.com
Auftragsabwicklung	+49 (0)781 9603-109 · orders@huber-online.com

EN_06/2018